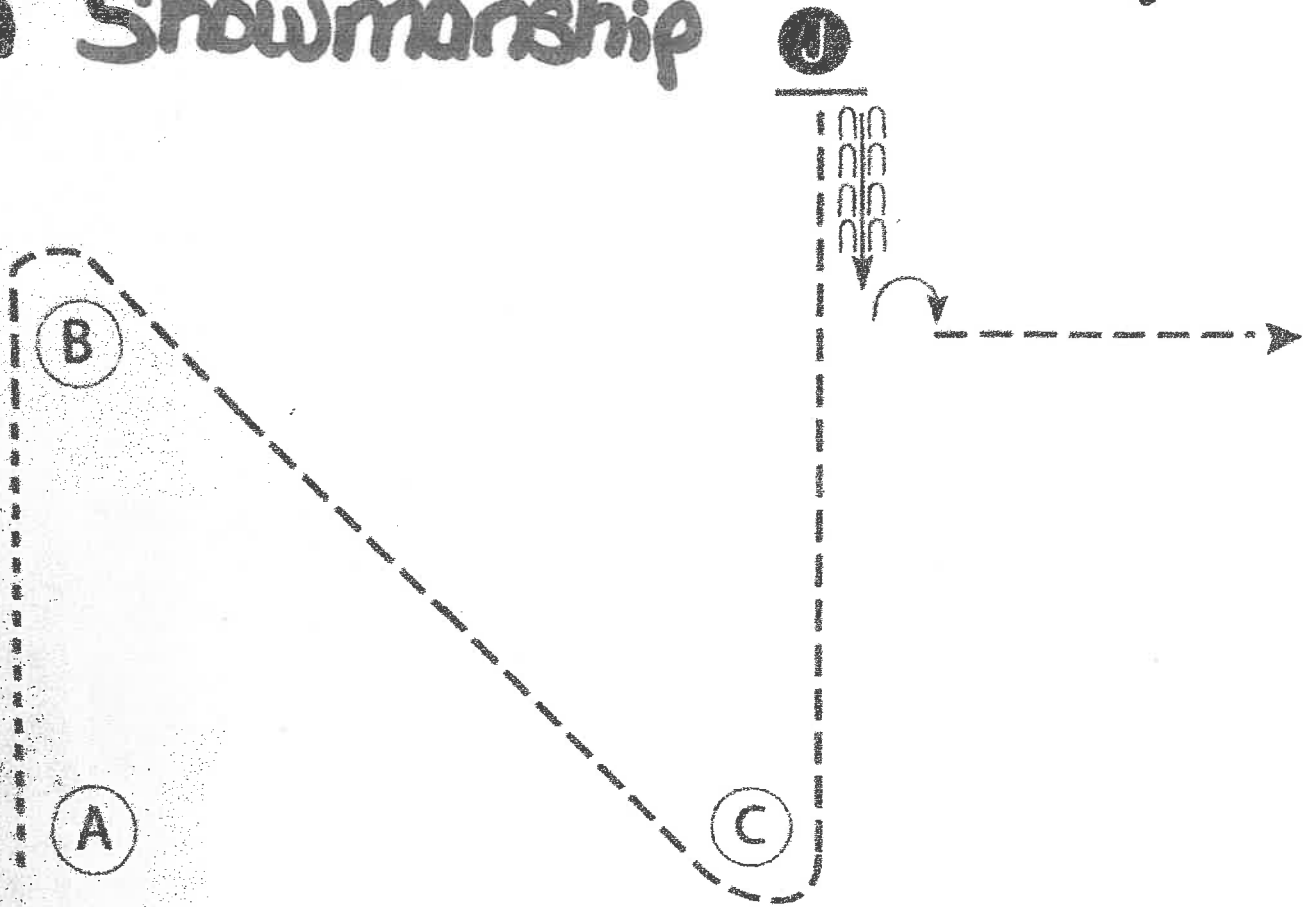


# Walk Trot / Jog Showmanship Beginner Showmanship Youth Showmanship



Be ready at A.

1. Walk to B.
2. Trot around B and C and straight to judge.
3. Stop and set up for inspection.
4. When dismissed, back one horse length.
5. Perform a 90 degree turn.
6. Trot straight away to finish.

Walk	-----
Trot	-----
Back	←
Marker	ⓑ
Judge	ⓐ

**Walk Trot English Equitation Over Ground Pole**



1

3

2/4

**In Gate**

**Walk Trot English Hunter Over Ground Poles**



2/4

3

1

**In Gate**

**Beginner English Equitation Over X-Rails**

**Youth English Equitation Over Fences**

\_\_\_\_\_

**2**

\_\_\_\_\_ **3** \_\_\_\_\_

\_\_\_\_\_

**1**

\_\_\_\_\_ **4** \_\_\_\_\_

**In Gate**

**Beginner English Hunter Over X-Rails**

**Youth English Hunter Over Fences**

\_\_\_\_\_ **3** \_\_\_\_\_

\_\_\_\_\_ **2** \_\_\_\_\_

\_\_\_\_\_ **4** \_\_\_\_\_

\_\_\_\_\_ **1** \_\_\_\_\_

**In Gate**

Puddle Jumpers

3/6

2/5

4

7  
1

In Gate

**Pond Jumpers**

4/7

3/6

2/5

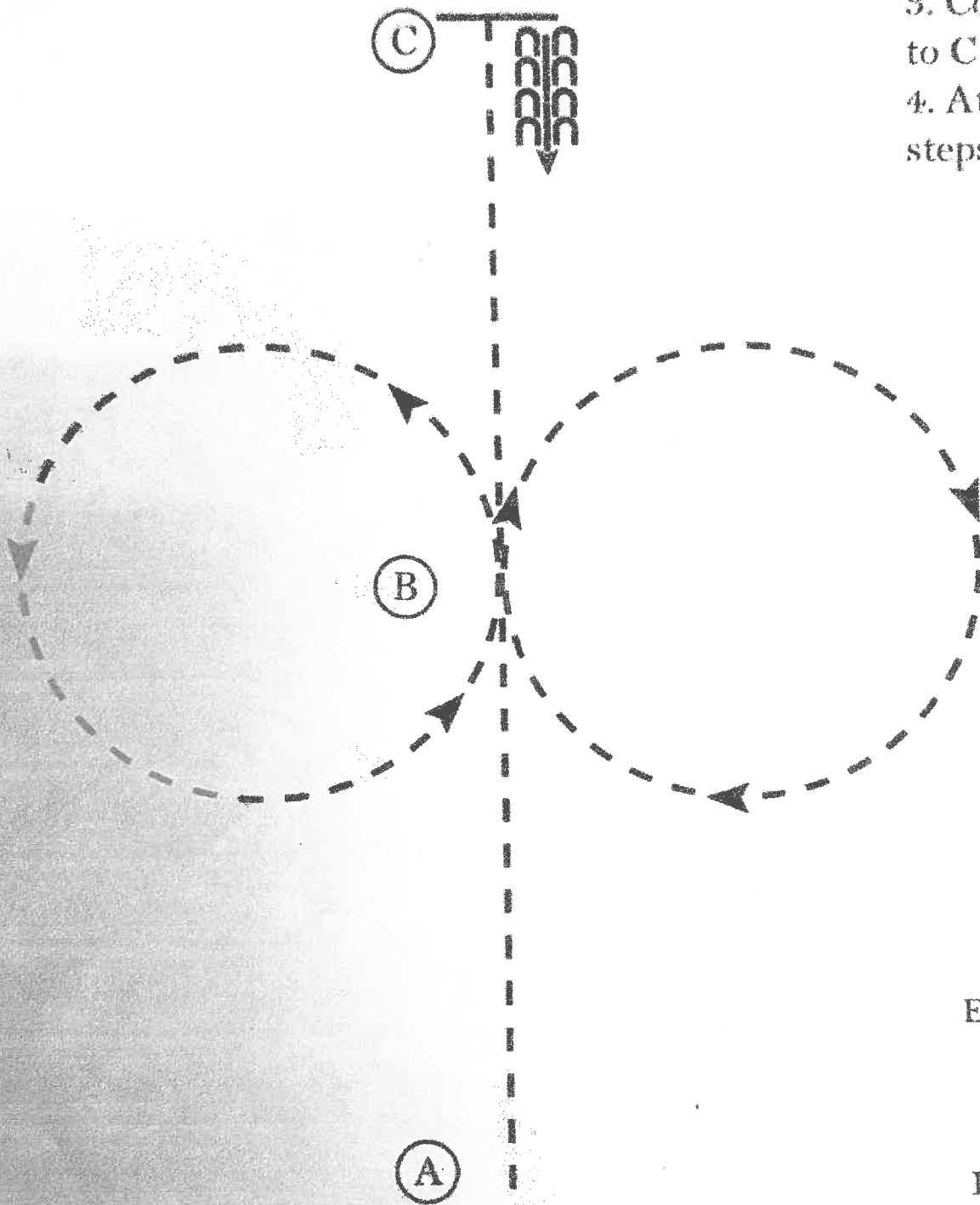
8  
1

**In Gate**

# walk Jog Horsemanship

## Beginner Horsemanship

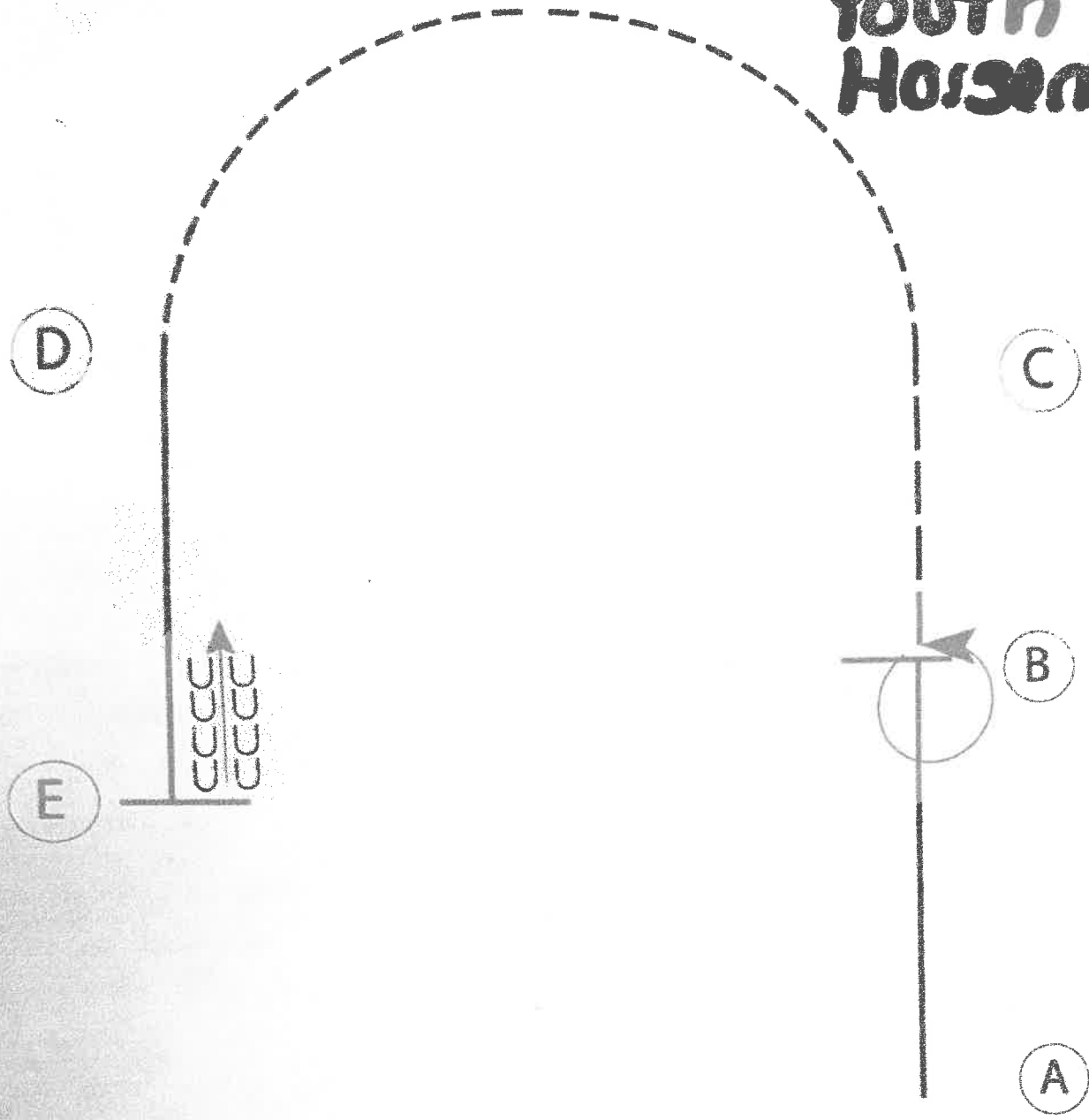
1. Jog A to B
2. At B perform a figure eight, beginning to the right
3. Continue the jog from to C
4. At C stop and back 4 steps



Walk	.....
Jog	-----
Extended Jog	————
Lope	————
Leg Yield	
Lead Change	—/—
Back	← ← ← ←
Marker	(B)
Sidepass	←-----



# Youth Horsemanship



1. Begin at A. Lope left lead to B  
 2. At B stop and perform a 360 degree spin on the hindquarters to the left  
 3. Extend the jog to C  
 4. Normal jog from C to D  
 5. Lope right lead from D to E  
 6. At E stop and back

Walk	-----
Jog	- - - - -
Extended Jog	-----
Lope	—————
Leg Yield	
Lead Change	— / —
Back	← — — — — — — — — ←
Marker	⊙ B
Sidepass	← - - - - -