


DUTCHESS COUNTY 4-H FAIRBOOK 2023

Dutchess County Fairgrounds, Rhinebeck, NY - August 22nd-27th, 2023



1st Place: Tavin Pennock, age 10

Fairbook Cover Contest generously sponsored by the Decker Family

Contact Details

Before asking questions, please read the 4-H Fairbook thoroughly

Project-Specific Questions: Contact your Club Leaders of the relevant species/project area.
















General Questions: The 4-H program staff are here to help: Jane Rodd: 845-677-8223, x105; jr825@cornell.edu and Emma Kron: 845-677-8223, x108; elj57@cornell.edu

Fair Entry Questions: Go to the [Dutchess County Fair Website](#), click on the [Competition Link](#) and scroll down to the **4-H online entry** section. For technical help contact Entries Manager Liz Tegtmeier: 845-876-2789; entries@dutchessfair.com



2nd Place: Lily White, age 11

Table of Contents

Section	Page Number/Icon
General Information Section- ALL should read	1
Exhibit Hall	12
Animal Health Requirements for Fairs.....	48
Flourishing Farmers: Department FF.....	
Alpaca and Llama: Department ALP.....	
Beef Cattle: Department BEF	
Canine: Department CAN	
Dairy Cattle: Department DAI	
Meat Goat: Department MGO	
Dairy Goat: Department DGO	
Hogs: Department HOG	
Horse: Department YHS	
Poultry: Department POL.....	
Rabbits: Department RAB.....	
Cavies: Department CAV	
Sheep: Department SHE	
Shooting Sports: Department SS	
Youth Livestock Sale	

GENERAL INFORMATION

SECTION

This Section should be read by EVERY PERSON attending the Dutchess County Fair as part of the 4-H Program



4-H Sites

Gate 2 is the 4-H Gate

- 14 Administration Office
- 19 Fairgrounds Café
- 21 4H Exhibit Hall (Milk Shakes)
- 22 Horticulture Building
- 24 First Aid
- 26 Goat, Llama & Rabbit/Cavy Barn
- 27 Goat Barn
- 28 Goat Barn & Show Tent
- 29 Dairy Cattle Barn
- 30 Dairy Cattle Barn

Gate 3 is the Livestock gate

- 31 Poultry Building
- 32 Livestock Office, Restrooms
- 34 Livestock Pavilion Show Ring
- 35 Dairy Cattle Barn
- 36 Dairy Cattle Barn
- 37 Sheep Barn
- 38 Sheep / Pig Barn & Show Ring
- 62 Horse Arenas
- 64 Horse Barn

General Information Contents

Page	Information
3	Important calendar dates for EVERYONE
4	Animal Show Schedule
5	Emergency procedures for Fair
6	Eligibility, Wristbands & Parking
7	Preparing for Fair
8	How to do your 4-H Fair entries online in ShoWorks
9	Elite Showmanship Contest & FFA Participation at the Fair
10	Special Events at the Dutchess County Fair
11	Attitude of Gratitude – a message to parents – PLEASE READ!



3rd Place:
Meadow Facchin, age 6

Important Calendar Dates



Specific details can be found in the relevant sections of the 4-H Fairbook

Date	Day	Activity
JUNE		
1st	Thursday	Animal ownership & sponsorship registration due to 4-H office
AUGUST		
1st	Tuesday	Fair entries close – no exceptions
4th	Friday	Entries in Dept. CEA, Sec. A, <i>all</i> Classes to CCEDC
12th	Saturday	Pre-Fair set-up day, schedule published after entries close
16th	Wednesday	Pre-Fair set-up day, schedule published after entries close
“	“	Exhibit Hall drop-off only (no evaluation) 5:00pm-8:00pm
19th	Saturday	Exhibit Hall Evaluation Day, scheduled after entries close Teens sign up for PDL Section A, class 1
“	“	Collect wristbands/tickets 12n-3:00pm at 4-H Exhibit Hall Office
20th	Sunday	Exhibit Hall set up – Teens sign up for PDL Section A, class 2
“	“	Collect wristbands/tickets 12n-5:00pm at 4-H Exhibit Hall Office
“	“	Poultry Show & some livestock arrive
21st	Monday	Final set up – Teens sign up for PDL Section A, class 2
“	“	Additional wristband pickup for leaders & volunteers 4-5pm
“	“	4-H Livestock Judging Contest 5:30pm in Livestock Pavilion
22nd	Tuesday	Fair officially opens at 10:00am - see Livestock Schedule next page
23rd	Wednesday	Exhibit Hall Awards Reception at 7:00pm at Exhibit Hall
25th	Friday	4-H Pasta Dinner 6:00pm behind the Exhibit Hall
26th	Saturday	Youth Livestock Sale 4:00pm in Livestock Pavilion
“	“	4-H Barn Bash & Awards 7:30pm in Livestock Pavilion
27th	Sunday	Fair ends – exhibits can leave starting 5pm onwards
28th	Monday	Post-Fair clean-up day – volunteers needed!

Animal Show Schedule

Specific details can be found in the relevant sections of the 4-H Fairbook

Day/Date	Time	Activity and Venue
Sunday 20th	9:00am	Poultry Show check-in and show in Poultry Barn 31
Tuesday 22nd	8:30am	Youth Horse Show in Horse Arenas 62
"	9:00am	Rabbit and Cavy Showmanship in Barn 26
"	10:00am	Dairy Showmanship & Type Show in Livestock Pavilion 34
"	4:00pm	Hog Showmanship, Market Show, Best Bred & Owned in Barn 38
"	4:00pm	Canine Agility and Rally in Livestock Pavilion 34
Wednesday 23rd	9:30am	Rabbit and Cavy Breed Show in Barn 26
"	10:00am	Sheep Showmanship, Breed Show, Sale & Market in Barn 38
"	tbd	Meat Goat Show (to follow Sheep Show) in Barn 38
"	4:00pm	Beef Livestock Sale Class in Livestock Pavilion 34
"	4:30pm	Beef Cattle Showmanship in Livestock Pavilion 34
"	5:00pm	Sheep Costume in Barn 38
"	6:00pm	Hog Livestock Sale Class, Gilt Show, Bred & Owned in Barn 38
Thursday 24th	10:00am	Canine Grooming & Handling, Obedience & Costume in Tent 28
"	10:00am	Goat Skillathon: location TBD
"	1:00pm	Rabbit and Cavy Costume Class in Barn 27
"	4:00pm	Rabbit and Cavy Awards Ceremony in Barn 27
"	4:30pm	Beef Steer and Heifer Show in Livestock Pavilion 34
"	7:00pm	Goat Costume Class in Barn 28
Friday 25th	9:00am	Goat Showmanship & Type Show in Tent 28
Saturday 26th	10:00am	Alpaca/Llama Show, Judging Exhibit & Obstacle Class in Tent 28
"	4:00pm	Youth Livestock Sale in Livestock Pavilion 34
Sunday 27th	10:00am	Master Showmanship Contest in Livestock Pavilion 34
"	12:00pm	4-H Elite Showmanship Contest in Tent 28

LIVESTOCK WEIGH-IN DATES

Date	Day	Time	Species
20th	Sunday	During show	Poultry
21st	Monday	5:00pm	Hog
22nd	Tuesday	9:00am	Beef Steer
"	"	5:30pm	Sheep & Meat Goat
23rd	Wednesday	During show	Rabbit





2023 Emergency Procedures

The health and safety of our members and families is our highest priority!

Parents and Leaders: please discuss these plans with your children and make certain that they understand where to go in case of an emergency. Contact the 4-H staff with questions.

In accordance with emergency plans developed by the New York State Police, the 4-H staff have work closely with the Dutchess County Agricultural Society Fair staff to develop a set of safety procedures to protect 4-H'ers and their families so that should there be an emergency situation (such as a weather event) at the Dutchess County Fair, we are certain that we are prepared to respond quickly and effectively.

Plans have been developed to protect 4-H youth and families if there is a need to either:

1. Shelter 4-H'ers and their families in a protected area; or
2. To evacuate 4-H'ers and their families.

Notification of the need to seek shelter or to evacuate the fairgrounds will be made by the New York State Police by radio to the 4-H staff, and on the public address system at the fairgrounds.

Should you or your children be notified of the need to seek shelter, proceed *immediately* to the lower floor of the 4-H Exhibit Hall. 4-H Staff and/or New York State Police will be present in the Exhibit Hall to supervise youth and issue additional instructions. Remain in the Exhibit Hall until notified by the New York State Police that it is safe to leave.

Should you or your children be notified of the need to fully evacuate the fairgrounds, leave the fairgrounds *immediately* by the nearest exit. The New York State Police have designated the Church of the Good Shepherd School in the Village of Rhinebeck as the gathering point for all 4-H members, leaders and families. The school is located at the corner of Mulberry Street and Route 308 (East Market Street) less than one-half mile south of the fairgrounds.

In the event of a partial evacuation, all 4-H members, leaders, and families should proceed *immediately* to the 4-H gate and gather in the immediate parking area. 4-H Staff and/or New York State Police will be present in the Exhibit Hall to supervise youth and issue additional instructions.

All animals must be left in their pens or stalls if you are issued instructions to seek shelter or to evacuate. If you are working with an animal outside of its pen/stall (i.e. show ring, wash rack, milking parlor, etc.) tether the animal and proceed immediately to the designated area.

ALL 4-H FAMILIES MUST WATCH THE SAFETY VIDEO (link to be emailed) & SIGN TO SAY THEY HAVE WATCHED IT WHEN COLLECTING TICKETS

Eligibility & Wristbands

ELIGIBILITY TO PARTICIPATE AS A 4-H'ER

To participate in the DCF as a 4-H'er, ALL Cloverbuds and members must have met these criteria:

- Completed a Public Presentation;
- Have Leaders sign that their record book is in progress by August 1st and that members understand that their record book must be completed and turned into the 4-H Office by October 1st, 2023 (See LVS Section of 4-H Fairbook for additional requirements); and
- Be in good standing with their Leader/Club with good attendance and behavior.

NOTE: To receive 4-H wristbands/tickets youth must have met the above criteria and must have entered a minimum of one 4-H exhibit by August 1 will . The entry can be any class in 4-H Fairbook, for example,: animal show, exhibit hall item, leadership activity or volunteer experience.

PARKING FOR 4-H WILL BE ON 4-H/LIVESTOCK HILL.

EXHIBITORS MUST ENTER THROUGH THE 4-H GATE 2. PARKING PASSES WILL BE ISSUED.

Vehicles are allowed on the grounds for loading/unloading only and never during the Fair operating hours. Visitors including 4-H families are advised to enter through Gate 2 and park in one of the lots closest to this gate (not the Main Entrance). There is a disabled lot right by Gate 2. A map of the Fair including parking details can be found on the [DCF website](#) parking section.

FAIR ADMISSION TICKETS

The Dutchess County Fair is a strong supporter of the 4-H program; they graciously provide free admission to 4-H Club Leaders, 4-H members in good standing, and one parent per 4-H family.

4- H tickets will be distributed according to the following policy:

Non-Livestock: (i.e. Exhibit Hall departments, general interest, shooting sports, canine) 4-H Child/Exhibitor will receive a wristband and 1 book of 6 tickets per family.

Livestock: 4-H Child/Exhibitor will receive a wristband and 2 books of 6 tickets per family.

- 4-H Livestock exhibitors will **not** receive additional tickets for open livestock entries.
- Be sure to keep your tickets secure as no additional tickets will be distributed. Tickets/passes/wristbands will not be replaced if lost or stolen.
- Wristbands must be worn by the 4-H child. Wristbands are not valid for adult admission.
- Wristbands/tickets will only be issued when signed for by a parent/guardian or pre-designated adult

ALL 4-H youth, families, leaders and official volunteers will pickup passes from the 4-H Office in the Exhibit Hall at the Fairgrounds at the following times:

Saturday August 19th, 12noon-3pm

Sunday August 20th, 12noon-5pm

Monday August 21st, 4-5pm

****New this year, the Fairgrounds has mandated that animal health papers be presented to pickup passes.**

Reduced rate books of 6 individual tickets are available for purchase in the Livestock Office for \$30. Limit of 2 books per family at livestock office discretion.

To purchase, visit the Livestock office- times TBD

Preparing for Fair

PRE-FAIR CLEAN UP and SET UP

Each 4-H club will be assigned a specific set-up responsibility. The list of tasks will be published after entries close. It is the parent's responsibility to ensure the youth helps their club complete their task – no task, no tickets. Set-up tasks can be completed on either:

12th	Saturday	Pre-Fair set-up day 9am-2:00pm
16th	Wednesday	Pre-Fair set-up day 5pm-8:00pm

ADULTS: YOU CAN VOLUNTEER AT THE FAIR FOR 4-H

Make the Fair experience more productive for 4-H and help us to do more for the kids. You can make a difference by helping in the following areas:

- **Sponsor an Award:** Give a donation or a prize for a Section or Class dear to your heart
- **Evaluate Exhibits:** Saturday 19th 8:30am-3:00pm assist in the Exhibit Hall
- **Market 4-H:** Sign up for a 2-hour shift any day to man the 4-H information booth

Contact Jane: jr825@cornell.edu to find out more!

CLUB/ADVISORY FUNDRAISING AT THE FAIR

DCF has strict regulations. All proposed fundraising activities must be approved by the 4-H office. Clubs must submit permission-to-fundraise forms to the 4-H Program leader at least 30 days in advance for approval; fundraisers will be approved on a case by case basis. Do not make plans or purchases for fundraisers without approval from the 4-H office.

MANDATORY SAFETY BRIEFING

There will be a mandatory virtual safety briefing for all 4-H youth by fair staff/security personnel. All families will be required to sign off at wristband pickup to say they have watched and understood the information given during the virtual briefing.

ACCOMMODATIONS & DORMS

Sleeping in the barns is expressly forbidden. Dutchess County Fair offers limited space for camping. Details can be found on the [DCF website](#).

4-H Bunk Nights will be offered on Friday and Saturday nights. Sign ups will go out in July. A movie will be offered on Friday night, Barn Bash on Saturday night. There will be no additional fee for these nights.

PETS

Strictly no pets allowed at any time, including if camping

GRIEVANCE POLICY

Any Dutchess County 4-H Cloverbud, member, parent, Leader, club, or advisory has the right to submit a grievance for hearing by a grievance committee if they believe there has been a breach of policy, procedure, rule, or regulation. Grievances must be submitted using the grievance form, available from 4-H staff. All fair-related grievances must be submitted before the end of the Dutchess County Fair.

NOTE: Protests or grievances questioning the decision of judges or evaluators in the placing of exhibits will not be entertained or condoned.

Online Entries



**If you do not create an online account and submit entries before August 1st
you will not be able to exhibit at the Fair**

NO EXCEPTIONS

The online entry portal closes on August 1st

Guidelines for entering:

- Read the 4-H Fairbook and [DCF regulations](#) before entering;
- Create an account here <https://passport.fairwire.com/passportdefault.aspx>

** In the ShoWorks entry program we strongly encourage you to use the Passport option. You can keep track of your entries right on your phone or tablet, as well as receive notifications regarding shows and results. Passport is a free service and keeps your information from year to year! Parents, please create a passport for each child so as they grow, they will have their own passport/records! DO NOT MAKE ENTRIES FOR MULTIPLE PEOPLE UNDER ONE ACCOUNT; ONE ACCOUNT PER EXHIBITOR, except when using the Group option.*

- REMEMBER your password – we strongly recommend you use the generic password DCF2023 so that Liz (Entries manager) can access your account should you need to make changes;
- Once you have created your passport, click on the button in the top right that says “List of Fairs”. Search for Dutchess. There you will see TWO DIFFERENT options. Click on the one that says, “**Dutchess County Fair 4-H**”. Enter the classes listed in the **4-H Section** of the fairbook only for 4-H youth.
- Once the portal opens, log in using your passport account information.
- Next, you will select Department, Division, Class and then complete entry info.
- Double check you have completed all entries correctly before checking out.
- CHECKOUT to fully submit your entries - don't exit without checking out.
- Print a hard copy of your entries. The program will prepare a paper version of your entries which we HIGHLY RECOMMEND you print out.

Anytime you wish to return to the entries portal, sign in here: <https://dutch4h.fairwire.com>

NOTE 1: *Once submitted, any changes (other than additions) have to be made by the Dutchess County Fairgrounds Entries Manager or her team.*

NOTE 2: *It is easier to delete entries than to add them so enter everything you might show; this includes Livestock and Exhibit Hall entries.*

All entries, including Exhibit Hall, must be made by August 1

Elite Showmanship Contest



There will be one qualifier from each of the following: Canine, Horse, Poultry, Rabbit, Cavy, Llama/Alpaca

Eligibility: The Grand Champion Showman from each of the shows listed above will be eligible to compete in the contest. If the Grand Champion chooses not to participate, the Reserve Grand Champion Showman will be eligible. The 4-H Fair Committee reserves the right to disqualify a youth from the contest due to grievances brought against the youth.

Contest Rules: The Grand Champion Showman of each of the species above will compete in Canine, Horse (unmounted), Poultry, Llama/Alpaca, Rabbit **OR** Cavy to be eligible for the "Elite 4-H Showman" award. Youth must wear black pants and a white collared shirt (no logos or names).

When & Where: The contest will begin on Sunday, August 27th at 11:30am. Youth will compete in Tent 28.

Scoring: Each leg of the contest will earn the youth points, according to the judge's placings in that class, towards the overall award. The youth with the most amount of points at the end of the contest will be named "Elite 4-H Showman".

**Once named as eligible for the contest, youth should find mentors at the DCF to help teach them showmanship skills of species they are unfamiliar with.*

Winner will receive a commemorative belt buckle.



FFA Participation at the 2023 Dutchess County Fair

***this policy only applies to species that are included in the Livestock Sale and/or Master Showmanship**



FFA youth are eligible to show alongside 4-H'ers *in the same ring* during 4-H Showmanship contests. FFA youth who wish to participate in the Youth Livestock Sale are required to complete showmanship to be eligible to sell.

When it comes time for the judge to place the class, 4-H youth will be placed SEPARATELY from FFA, even though they are competing in the same ring. This may mean one group is penned while the judge places the other, or one group is pulled forward from the line to be placed.

The Grand Champion FFA Showman will then compete against the Grand Champion 4-H Showman in applicable species to determine the Overall Species Showman who will be eligible for the Master Showmanship Contest.

FFA will be awarded separate ribbons.

FFA youth will be identifiable through their dress in some way (pin, logo etc.)

**FFA youth are NOT eligible to show in any 4-H market or breed shows other than the Youth Livestock Sale Class and Showmanship.*

Please be kind and courteous to FFA members, families and advisors as they navigate this new endeavor for FFA.

SPECIAL EVENTS AT THE DCF



4-H members are invited to the 3rd Annual

Livestock Judging Contest

on Monday, August 21st at 5:30pm in the Show Pavilion. NO pre-sign up required!



4-H Members are invited to the 1st Annual

Horse Judging Contest

TWO SESSIONS- youth can attend one or both

Tuesday, August 22nd at 10:45am *Saturday, August 26th at 10:45am*

Both sessions will meet at the Horse Ring Announcer's Booth



Official Volunteers, 4-H members and their immediate families are invited to the FREE

4-H Pasta Dinner

on *Friday, August 25th at 6:30pm* behind the 4-H Exhibit Hall



The 4-H Community is invited to the 2023

Barn Bash!

on *Saturday, August 26th at 7:30pm* in the Show Pavilion

Join us for awards, tug'o'war and a cold treat!



4-H Members ages 8+ are invited to

4-H Bunk Nights

Friday, August 25th and Saturday, August 26th

No additional cost, sign up will go out in July. Friday is MOVIE NIGHT!!



Sign up to bring your project animal to the

4-H Photo Spot

Tuesday, August 22nd through Friday, August 25th

Youth earn premium points! Go to pg.19 in the Exhibit Hall section for more info.



4-H PARTICIPATION A PRIVILEGE NOT A RIGHT

It is made possible by the generosity of:

Dutchess County which, through the Agency Partner Grant, partially funds the 4-H program throughout the year.

The Dutchess County Agricultural Society who donate over \$4000 in free tickets, pay for show judges, provide space at no charge for all 4-H activities, pay staff to handle entries, provide \$8,500 in premiums, provide security and spend hundreds of hours assisting 4-H staff in logistics.

The 4-H Volunteers – Club and Project Leaders, Evaluators, Committee Members and many others who help before, during and after the event. These people willingly give up *hundreds* of hours of vacation and leisure time for nothing more than to provide the kids they love with this special opportunity.

The Donors and Supporters who provide funding and materials for the clubs, put on events such as the purchase animals at the Livestock sale or the Special Award Sponsors.

The 4-H Staff who put in way over and above the hours their positions require to make this a well-run, enjoyable and valuable experiences.

SO please think twice, then think again before you demand, complain, shout at or criticize anything or anybody involved in making this happen.


- ❖ **Know** we have the best interests of ALL the youth at heart;
 - ❖ **Accept** that Barn Duties and Clean-Up are essential to 4-H;
 - ❖ **Support** the volunteers/staff by ensuring your children participate fully;
 - ❖ **Realize** that life happens, and the show may not go perfectly for your child;
 - ❖ **Understand** we are human, and things go wrong despite best intentions;
 - ❖ **Take time** to thank everyone concerned; and
 - ❖ **Enjoy** the experience!!!!
-

4-H EXHIBIT HALL SECTION

This Section should be read by ALL 4-H'ers, their families and 4-H Leaders interested in participation in activities and/or entering exhibits for themselves and/or their clubs

This section contains details of opportunities for youth to participate in a variety of other activities including:

TEEN LEADER OPPORTUNITIES, e.g., Evaluating and helping run Exhibit Hall and Cafe
PUBLIC PRESENTATIONS/DEMONSTRATIONS FOOD DEMONSTRATIONS
CLUB EXHIBITS and ACTIVITY BOOTHS FLOURISHING FARMERS EXHIBIT
FLAG BEARERS AND HONOR GUARD



4th Place: James Myers, age 11

CONTENTS of EXHIBIT HALL SECTION

P.14 4-H EXHIBIT HALL INFORMATION

P.17 DEPARTMENT: CLOVERBUD - CLV

P.18 DEPARTMENT: PERSONAL DEVELOPMENT & LEADERSHIP - PDL

P.19 DEPARTMENT: 4-H CAFÉ - CAF

P.20 DEPARTMENT: SPECIAL & UNIQUE EXHIBITS - SUE

P.21 DEPARTMENT: COMMUNICATIONS & EXPRESSIVE ARTS - CEA

P.23 DEPARTMENT: CONSUMER & FAMILY SCIENCES - CFS

P.31 DEPARTMENT: VISUAL ARTS & PHOTOGRAPHY - VAP

P.33 DEPARTMENT: HORTICULTURE - HOT

P.40 DEPARTMENT: PLANT PATHOLOGY - PLP

P.41 DEPARTMENT: HEALTH & SAFETY – HAS

P.41 DEPARTMENT: ENVIRONMENTAL EDUCATION - ENV

P.42 DEPARTMENT: ENTOMOLOGY– ENT

P.43 DEPARTMENT: MODEL ANIMALS – MAN

P.44 DEPARTMENT: SCIENCE, ENGINEERING & TECHNOLOGY– SET

P.46 DEPARTMENT: MISCELLANEOUS – MIS

4-H EXHIBIT HALL INFORMATION

IMPORTANT INFORMATION – WITHOUT EXCEPTION:

- ALL entries MUST be made online
- NO entries will be accepted after August 1
- EVERYTHING you intend to exhibit must be pre-entered online
- Items that are entered can be withdrawn after August 1

4-H EXHIBIT HALL SCHEDULE

Date	Day	Activity
August		
1st	Tuesday	Fair entries close – no exceptions
4 th	Friday	Entries in Department CEA, Section. A, all Classes to CCEDC by 4pm
16 th	Wednesday	Exhibit Hall drop-off (no evaluation) 5pm-8.00pm
19 th	Saturday	Exhibit Hall evaluation day
20 th	Monday	All exhibits complete by 12 noon
21 st	“	Livestock Judging Competition open to ALL 5:30pm: Livestock Pavilion 34
22 nd – 27 th	Tues-Sun	4-H exhibits and shows – see specific Departments below
23 rd	Wednesday	Special Awards Reception at 7:00pm at the Exhibit Hall
27 th	Sunday	Exhibits released for pick-up between 5-7pm (no early pick-ups)*

**Exhibits may be picked up by another party as long as they have a letter of permission to do so that is signed by the exhibitor, club leader or parent.*

GENERAL EXHIBIT HALL REGULATIONS

All 4-H'ers and Cloverbuds must meet 4-H Mandatory Eligibility Criteria: Read the General Section of the 2023 4-H Fairbook

Exhibitor Information Statement Cards (EIS Cards)

- ALL exhibits in the Exhibit Hall must have an EIS card filled out unless the class details specify otherwise.
- This includes club/group projects.
- Attach cards securely to each exhibit before arriving on Evaluation Day.
- Cards are available at the 4-H office or from your Leader by July 1st.
- Items without cards will receive participation ribbons and no premium points.
- When Filling Out Your EIS Card:
 - *Dept: The Department is the 3-letter code at the beginning of the section*
 - *Section: Sections are listed A, B, C, D, etc. and come under Departments*
 - *Class: Classes are listed by number (and sometimes letter a, b, c, etc.)*

Who May Enter Exhibit Hall Classes: Any 4-H Member/Cloverbud from any club, who is in good standing (see General Section), may enter items and/or participate in Exhibit Hall activities.

Exhibits: 4-H'ers are encouraged to enter a variety of exhibits in different categories:

- Each entry must be significantly different; using different methods, materials, and/or have a different use.
- All exhibits must be grown, made or prepared by the exhibitor during the current project year.
- No exhibit, other than achievement books and club banners, may be exhibited more than one consecutive year.
- Kits are only allowed where stated.
- An original item/recipe is considered an item where three significant changes have been made as compared to an existing item.

Evaluation of Exhibits: Exhibits are evaluated as follows:

All entries for Dept. CEA, Sect. A, all classes are evaluated between August 5th – 13th and must therefore be dropped off at CCEDC by August 4th 4:00pm.

- All other regular exhibits will be evaluated on the Saturday before the Fair opens by evaluators in the Exhibit Hall at the Fairgrounds:
 - Youth bringing items on that Saturday will have the chance to explain their work to enhance their prospects and will receive feedback from the evaluators;
 - Youth may drop off items at DCF on the prior Wednesday evening but will not get verbal feedback; they will still qualify for awards;
- Club Exhibits will be evaluated during the Fair.

Exhibit Safety: The Dutchess County Agricultural Society and 4-H Program will try to safeguard all exhibits but will not be responsible for lost or damaged items.

Collecting Items from the Exhibit Hall: NO Exhibits may be taken out of the Exhibit Hall without the prior approval of the nominated Fair Committee representative. This includes wool items and posters. Items removed prior to the Sunday pick-up may forfeit premiums.

Unusual Entries: Anyone wishing to enter something that is not listed in the Fairbook may submit the request form (see back of this Section) to the 4-H office by July 20th. If the request is approved, the item should be entered in Department: MIS, Section: A, Class: 1.

Cloverbuds: A Cloverbud is a child who is 7 yrs. old or younger as of January 1st of current year.

- Cloverbuds may enter only those classes in Department CLV, and those activities that expressly allow Cloverbud entries as stated in the class description.
- Cloverbuds are limited to a maximum of 15 entries in Department CLV; note the first bullet under 'Exhibits' above – items that are too similar may be disqualified.

Pick-up of Items: Items will be released at 5:00pm on Sunday, no earlier. Any items remaining after 7:00pm may be disposed of at the discretion of the Fair Committee.

EVALUATION DAY SATURDAY 19TH AUGUST

Having your items evaluated in person is much more valuable as you receive feedback in person. You can also explain your project to the evaluator which helps them appreciate it and judge it better.

Items dropped off on Wednesday will not be evaluate until Saturday and we cannot be responsible for damage to any exhibits (dying flowers, melting cookies etc.)

Evaluation Process: The Evaluation Schedule is designed to minimize wait times and facilitate the evaluation process. **EACH YOUTH MUST SIGN UP FOR AN EVALUATION TIME SLOT.**

Sign up link will be sent out by August 1st.

- All items must be entered online by August 1 to be accepted.
- **Exhibitors must print the list of their entered items from their account on the ShoWorks site to bring with them.**
- A list on entered items will be printed for each exhibitor by the Fair office and will be used by evaluators to track items and awards.
- Items that do not comply with the requirements for the Class they are entered for will not be accepted.
- Ensure all items have a securely attached, fully completed EIS card BEFORE arrival.

Questions about entering Exhibit Hall Classes???

1. Read the General and the Exhibit Hall Sections of the Fairbook thoroughly!
2. Talk to your Club Leader or ask a member of a General Interest Advisory
3. Call the 4-H Office for advice on general matters.

GOOD LUCK AND HAVE FUN!!!!



5th Place: Mia Henry, age 9

DEPARTMENT: CLOVERBUD - CLV

SECTION A: Exhibits and Activities

5 Premium Points

Cloverbuds will receive an automatic 5 premium points per exhibit unless otherwise specified.

Maximum 15 entries per exhibitor.

CLASS 1: EXHIBIT CLASS – Any item or project, including but not limited to food, sewing, record books, craft projects, and posters, made during the current 4-H year.

CLASS 2: FOOD FESTIVAL DEMONSTRATION – Silent food demonstration with at least one ingredient having been grown or produced in New York State. A table will be set in the Exhibit Hall, all other materials need to be brought by exhibitor. Youth are required to state their name, their age, what club they are in, and the title of their recipe at the start of their presentation. NO EIS CARD NEEDED.

CLASS 2a: Tuesday @ 1:00pm

CLASS 2b: Thursday @ 1:00pm

CLASS 2c: Sunday @ 1:00pm

CLASS 3: MANNEQUIN MODELING* – Individuals will model items they have sewn in statue-like positions for 20-30 minutes (changing positions every 5 minutes). Models should report to the 4-H Exhibit Hall 1 half hour before start time to sign-in and change. NO EIS CARD NEEDED.

CLASS 3a: Tuesday – Exhibit Hall @ 2pm

CLASS 3b: Friday – Exhibit Hall @ 2pm

CLASS 3c: Saturday – Exhibit Hall @ 12pm

CLASS 4: FASHION REVUE -Children model their garments in a Fashion Show at the **Exhibit Hall on the 4-H Stage at 10:30am on Saturday**. NO EIS CARD NEEDED.

**Open only to those Cloverbuds participating in the May 2023 Sewing Evaluations and Revue*

DEPARTMENT: PERSONAL DEVELOPMENT & LEADERSHIP - PDL
SECTION A: Teen Leaders (13yrs+)
20 Premium Points

CLASS 1: TEEN EVALUATOR – 9am-4pm Saturday 19th to work with an adult evaluator.

Teen will have their personal exhibits judged first in the morning, or if >10 exhibits must drop off some exhibits on the Wednesday prior. NO EIS CARD NEEDED.

CLASS 2: TEEN SET-UP CREW – 9am-4pm Sunday 20th and/or Monday 21st. Help set-up the Exhibit Hall and with general Fair preparation as needed. NO EIS CARD NEEDED.

CLASS 3: OFFICIAL 4-H VOLUNTEER – Youth will report to a 4-H staff member in the Exhibit Hall 5 minutes before 10am. Youth will be assigned age appropriate tasks between 10am-3pm. Youth must wear 4-H apparel (club or county). Youth who do not show up for their shift will not be in good standing and allowed to enroll in 4-H the following year.

CLASS 3a: Tuesday @ 10am-3pm **CLASS 3b: Wednesday @ 10am-3pm**
CLASS 3c: Thursday @ 10am-3pm **CLASS 3d: Friday @ 10am-3pm**
CLASS 3e: Saturday @ 10am-3pm **CLASS 3f: Sunday @ 10am-3pm**

SECTION B: Activities
10 Premium Points

CLASS 1: PUBLIC PRESENTATIONS/DEMONSTRATIONS – Give public presentations from the current year to the public in the Exhibit Hall. NO EIS CARD NEEDED.

CLASS 3a: Tuesday @ 3pm **CLASS 3b: Wednesday @ 3pm**
CLASS 3c: Thursday @ 3pm **CLASS 3d: Friday @ 3pm**
CLASS 3e: Saturday @ 3pm **CLASS 3f: Sunday @ 3pm**

SECTION C: Flag Brigade
10 Premium Points

CLASS 1: FLAG BEARER – (11yrs+) Display the American/4-H Flags so the public can salute while the National Anthem plays to mark the opening of the Fair. Report to the Exhibit Hall office at 9:30am-10:30am. Smart dress required. Limited spaces. NO EIS CARD NEEDED.

CLASS 1a: Tuesday @ 9:30am **CLASS 1b: Wednesday @ 9:30am**
CLASS 1c: Thursday @ 9:30am **CLASS 1d: Friday @ 9:30am**
CLASS 1e: Saturday @ 9:30am **CLASS 1f: Sunday @ 9:30am**

CLASS 2: HONOR GUARD – (5-10yrs) Escort the American/4-H Flags so the public can salute while the National Anthem plays to mark the opening of the Fair. Report to the Exhibit Hall office at 9:30am-10:30am. Smart dress required. Limited spaces. NO EIS CARD NEEDED.

CLASS 2a: Tuesday @ 9:30am **CLASS 2b: Wednesday @ 9:30am**
CLASS 2c: Thursday @ 9:30am **CLASS 2d: Friday @ 9:30am**
CLASS 2e: Saturday @ 9:30am **CLASS 2f: Sunday @ 9:30am**

10 Premium Points

NEW for 2023**SECTION D: 4-H Photo Spot***10 Premium Points*

The 4-H Photo Spot will be located behind the 4-H Exhibit Hall.

Youth will bring their animals and interact with members of the public

Youth will help them learn more about 4-H and take photos with 4-H registered animals.

There will be a maximum of three time slots on each day (3 youth at one time).

All species can participate EXCEPT horses and canines.

Youth should wear a 4-H shirt during their time slot.

CLASS 1: Time Slot 11:00am-12:30pm**CLASS 1a: Tuesday****CLASS 1b: Wednesday****CLASS 1c: Thursday****CLASS 1d: Friday****CLASS 2: Time Slot 12:30pm-2:00pm****CLASS 2a: Tuesday****CLASS 2b: Wednesday****CLASS 2c: Thursday****CLASS 2d: Friday**

DEPARTMENT: 4-H Café - CAF

Breakfast will be served each morning, Tuesday through Sunday. Youth who sign up for a slot will receive 20 premium points per slot, as well as free breakfast for the day of their slot. Youth are expected to be on time and come prepared with smiles to serve our hungry customers!

Sorry - not available to Cloverbuds.

Questions: Contact Emma at elj57@cornell.edu

SECTION A: Sign Up*Premium Points: 20 points*

All days: 6:30-9:30am. Youth may sign up for one or more slots

CLASS 1: TUESDAY**CLASS 2: WEDNESDAY****CLASS 3: THURSDAY****CLASS 4: FRIDAY****CLASS 5: SATURDAY****CLASS 6: SUNDAY**

DEPARTMENT: SPECIAL & UNIQUE EXHIBITS - SUE

SECTION A: Educational Exhibits

Premium Points: Blue 15, Red 10, White 5

CLASS 1: YOUTH COMMUNITY ACTION DISPLAY - Individual and/or Group: "Tell the story" of how their project has a positive effect on Education, Service, Community Service, Service Learning, and/or Community Development. Include a project summary documenting the action plan and project outcome to more fully inform the public of the nature of the project and the effects it had on an individual, a club, the community, or the world. Exhibit may visually display the entire project or highlight certain parts.

SECTION B: Foods & Nutrition Exhibits

10 Premium Points

4-H'ers introduce themselves and do a *silent* demonstration of their cooking skills while making their chosen recipe. Participants must supply all their own materials. NO EIS CARD NEEDED

CLASS 1: CREATIVE APPLE RECIPE CONTEST - Youth demonstrate food preparation skills while promoting a tasty recipe featuring New York State apples. 4-H'ers (8-18 yrs as of January 1) will present a silent demonstration. Individual participants will be evaluated on their demonstration skills, finished product and completed menu planning sheet.

CLASS 1a: Tuesday @ 11:00am

CLASS 1b: Thursday @ 11:00am

CLASS 1c: Sunday @ 11:00am

CLASS 2: EGG PREPARATION CONTEST - Each participant must demonstrate the preparation of an egg dish.

Demonstration must include the following egg information: nutritional value, preparation and storage, functional properties, grading and sizing, versatility economics of cooking with eggs, and steps in preparation of the dish. A finished dish, ready for sampling, is required. The demonstration must be no more than 12 minutes in length. The egg dish must contain a minimum of: ½ egg per serving if classified as an appetizer, snack, dessert, or beverage; 1 egg per serving if classified as a salad or main dish. Tabletop displays will be allowed, however no slides or videos. All props and visuals must be displayed on the demonstration table or easels. Recipe must include the following parts: recipe name, list of ingredients (in order), measurements (in fractions), no brand names or abbreviations. Instructions for combining ingredients, the correct food preparation terms, size of pan, temperature, cooking time, and number of servings should be included.

CLASS 2a: Tuesday @ 12 noon

CLASS 2b: Thursday @ 12 noon

CLASS 2c: Sunday @ 12 noon

CLASS 3: FOOD FESTIVAL DEMONSTRATION – Silent food demonstration with at least 1 ingredient having been grown or produced in New York State. Participants must supply all their own materials. Youth are required to state their name, their age, what club they are in, and the title of their recipe at the start of their presentation.

CLASS 3a: Tuesday @ 1:00pm

CLASS 3b: Thursday @ 1:00pm

CLASS 3c: Sunday @ 1:00pm

DEPARTMENT: COMMUNICATIONS & EXPRESSIVE ARTS - CEA

SECTION A: Writing & Print

Premium Points: Blue 20, Red 10, White 5

ALL entries in Section A must be received by the 4-H Office by Friday 4th August, 4pm
Entries must have been pre-entered online - No Exceptions

- CLASS 1: 4-H RECORD BOOK** – Assessed on complete record of the 4-H year including standard 4-H pages and project pages. Must include text and pictures.
- CLASS 2: 4-H ACHIEVEMENT BOOK** - A collection of items (pictures, ribbons and record sheets) demonstrating involvement in projects areas. Achievement Books will be evaluated on completeness, accuracy of, organization, neatness, and overall readability.
- CLASS 3: SCRAPBOOK** - Reflects the use of creative scrapbooking techniques to tell about events and/or activities. The theme may be 4-H or non-4-H in nature. Book must be compiled in current year. Exhibits will be evaluated for appearance & creativity Books can reflect 1 year or multiple.
- CLASS 4: PRESS RELEASE/EDITORIAL** - If the release was printed, by the media, please include a copy, indicating date of release and title of publication.
- CLASS 5: REFLECTIVE ESSAY** - A written essay representing your ability to reflect on what you learned through 4-H. Should include a cover page with name, age, club, and county. Evaluated for evidence of life skill development through experiential learning (E.G., do, share, process, generalize, apply). Meaningful documentation of the impact that 4-H has had in your life; adequate information for evaluator to comprehend the skills and abilities learned.
- CLASS 6: BROCHURE** – A single foldable sheet that highlights a product, company, service or event/program. Qualities must include: correct information, cohesive design including text and graphics, correct grammar and spelling, eye-catching presentation, and clear messaging.
- CLASS 7: CREATIVE WRITING** - Creative writing will be evaluated on content, standard punctuation and grammar, rhyme (if applicable), use of expressions, actions, dialogue, and overall “tone” of the piece. How the piece is presented and neatness and creativity of the presentation will also be considered in the evaluation.
- CLASS 7a: Fiction**—Writing can be presented in any form of genre such as a story, letter, poem, or script for stage or screen.
- CLASS 7b: Non-Fiction**—In this form of creative writing the author uses self-explanatory writing that draws on personal experiences. The format could be an autobiography, personal story, letter, poem or script for stage or screen that are based on true– life experiences for the author.
- CLASS 7c: Comic Book/Illustrated Story** – Tells a story with pictures and captions.

SECTION B: Posters & Displays*Premium Points: Blue 10, Red 5, White 1****One entry per exhibitor for Section B**

The Exhibit should be self-explanatory through the use of appropriate captions, signs or labels and should be limited to approximately card table size. The Exhibit will be evaluated on content, illustration, organization, clarity, visual appeal and readability. All exhibits must include a written summary to help evaluator understand purpose and/or outcome.

Each item may be entered in one class only

CLASS 1: PUBLIC PRESENTATION POSTER – See description above. Poster presentation must have been given by 4-H member in the current program year. Evaluation Rubric must be attached to the poster.

CLASS 2: POSTER/EXHIBIT - Individual or Group: a series of posters ($\geq 14'' \times 22''$), photos ($\geq 8'' \times 10''$) or three-dimensional exhibit representing any aspect of 4-H Youth Development projects and/or activities.

CLASS 3: AGRICULTURAL POSTERS - Posters related to: hogs, beef, canine, sheep, dairy, goat, poultry, rabbit, cavy, horse, or any other agricultural topic.

SECTION C: CLUB Exhibits, Posters & Displays *Premium Points: Blue 15, Red 10, White 5*

Must be done by a specific club and be the work of the 4-H Members in that club.

Enter in Leader/club name by having the Leader create an individual online account.

CLASS 1: CLUB EXHIBITS - Club leader will enter. Must include a list of club members and years in 4-H. There are limited spaces so entries will be accepted according to date received. Each entry will be allotted a 3'x4' space in the Exhibit Hall.

CLASS 2: CLUB BANNER - Must be at least 2'x4'. Must include 4-H Clover, Name of Club, and be ready to hang. Clubs are welcome to display previously evaluated banners for exhibit only.

CLASS 3: CLUB SCRAPBOOK - Should include pictures and stories of club activities, meetings, events, etc.

CLASS 3a: Book reflecting 1 year

CLASS 3b: Book reflecting multiple years

CLASS 4: CLUB ACTION BOOTHS – Consists of a group of three or more youth and one adult.

Youth organize hands-on activities for a ½ hour block of time in the 4-H Exhibit Hall (or outside weather permitting). For example, demonstrate a craft, groom a pet, or do a science experiment.

CLASS 4a: Tuesday @ 3pm

CLASS 4b: Wednesday @ 3pm

CLASS 4c: Thursday @ 3pm

CLASS 4d: Friday @ 3pm

CLASS 4e: Saturday @ 3pm

CLASS 4f: Sunday @ 3pm

DEPARTMENT: CONSUMER & FAMILY SCIENCES - CFS

General Guidelines for CFS:

- Each entry must be significantly different from any other item entered by that 4-H'er in the choice of materials, method, and intended use.
- Related items can be entered together as one entry.
- Entries limited to one-of-a-kind items designed by the exhibitor that have been made in the current year, but not necessarily as part of their 4-H activities.
- Artwork is to be signed, and matted and/or framed but no 'real' glass allowed.
- Display small, delicate, and/or fragile items in a display box.
- Objects designed for hanging must be ready for hanging, including hooks, etc.
- Each item must have a fully completed, securely attached EIS Card stating type of article, source of ideas, and how created. Include sketch, design, and/or color chart where appropriate.
- If an entry has more than one piece, state number and attach name to each piece.

SECTION A: FINE ARTS AND CRAFTS

Premium Points: Blue 5, Red 3, White 1

***Seven (7) entries per youth for Section A- Maximum 3 per class and 7 total**

CLASS 1: PAINTING - Expressive work in any of the following media: oil, watercolor, acrylics, watercolor/ink, acrylic/chalk, acrylic/collage, etc.

CLASS 2: DRAWINGS - Expressive work in pencil, charcoal, felt tip pen, crayon, pastel, brush, or ink.

CLASS 3: GRAPHIC/PRINTS - Any printing process that duplicates one or more images.

CLASS 4: SCULPTURE - Materials may be wood, stone, clay, original cast plaster, papier-mâché, metal (sheet or wire), fibers, fabric or fiberglass or any combination of these. May be carved, molded, fired, glued, laminated, nailed, sewn, etc.

CLASS 5: CERAMICS/POTTERY - Objects of clay, fired and/or glazed, hand built, wheel thrown, cast from original mold. No pre-forms permitted.

CLASS 6: HOBBY CERAMICS - Any form cast from a commercial mold or pre-form.

CLASS 7: FIBER FABRIC - Original design objects of 2 or 3 dimensions of fibers and/or fabrics used singly or in combination, employing any of the following techniques: weaving; knotting; needle arts; string art; sewing; etc.

CLASS 8: LEATHER - Using no pattern and no kits. Objects can be tooled, carved, molded, stamped, laced, stitched, and/or riveted and be combined with other materials. Sealant should be applied.

CLASS 9: METAL - Jewelry and objects of metal(s) used singly or in combination with other materials such as other metals, plastics, wood, ground stones, bone, or enamel. Objects can be etched, engraved, tooled, or molded.

CLASS 10: MOSAICS – 2 or 3-dimensional objects using clay tile, glass, stone, natural and found materials.

CLASS 11: WOOD/PAPER - Processes: carving, gluing, inlay, cutting, tearing, layering, origami.

CLASS 12: JEWELRY/PRECIOUS METALS - May include designs from pattern books, bead loom, crochet, etc. NO KITS, NO PONY BEADS.

SECTION B: HERITAGE ART, CRAFTS, & DOCUMENTATION *Premium Points: Blue 5, Red 3, White 1*

Include the following on or with the completed EIS Card:

- Source of traditional design (specific ethnic group or family).
- Design plan/chart.
- Appropriate heritage documentation for the exhibit. Include historical time period of entry (ex. Basket should include history of baskets and purpose of design; leather entries include what tribes of Native Americans). Emphasis in the heritage art, crafts and documentation is on personal growth and knowledge through learning about a cultural heritage. It is based on research of traditional designs, methods and materials as well as learning the necessary skills. Please site sources and titles of heritage information: e.g., personal interview, book, magazine, etc.
- Objects should be constructed in traditional design methods and materials but if not state what the traditional design methods and materials would be and what you had to replace them with to complete the project.

CLASS 1: HERITAGE ART AND CRAFTS – Traditional objects using materials, methods and/or decoration based on a continuation of ethnic art or handed down from one generation to another. Example, basket making, rug making, embroidery, quilting, decoupage, tin punch, felting, quilling, Native American crafts, scherenschnitte, etc.

CLASS 2: PROCESSED NATURAL FIBERS – Natural fibers processed for use.

CLASS 3: HERITAGE DOCUMENTATION – Genealogy of family or community history, (e.g., buildings, village names) or methods of creating exhibit. (e.g., Native American crafts, basketry). Photos of generations can supplement written documentation. Cite references.

SECTION C: HOBBY CRAFTS

Premium Points: Blue 5, Red 3, White 1

***5 entries per youth for Section C- Maximum 2 per class and 5 total**

Exhibits can be hobby crafts and/or can be made from commercial patterns and kits. Items entered in this section should include on the exhibitor EIS card the following information:

- Where and for what will the item will be used
- Where the ideas for the project came from
- The sources of information and materials

CLASS 1: CRAFT KIT – Used a commercially available kit to explore a new area. Can be using any material, e.g., fabric, leather, metal, mosaics, glasswork, wood, paper, rubber bands, beads, to make items like stuffed animal, wallet, tin punch lamp, stepping stone, wreath made from twigs, origami, bracelet and/or ear-rings, etc. Please give the name of the kit on the EIS Card.

CLASS 2: CRAFT NON-KIT – Purchased all the supplies for this exhibit separately. Can be of any material ex fabric, leather, metal, mosaics, glasswork, wood, paper, rubber bands, beads, etc. to make items like stuffed animal, wallet, tin punch lamp, stepping stone, wreath made from

twigs, origami, bracelet and/or ear-rings, etc. Please give the name of the pattern, book or resource used to complete this craft on the EIS Card.

CLASS 3: RECYCLED ITEM – items made, remodeled or renovated from recycled material, e.g., Picture frame covered in seashells, sculpture made from recycled plastic bags. Include where the recycle material came from the EIS card.

SECTION D: FABRIC FURNISHINGS AND HOME ACCESSORIES *Premium Points: Blue 5, Red 3, White 1*

***6 entries per youth for Section D- Maximum 2 per class and 6 total**

Items entered in this section should include on EIS card the following information:

- Where and for what will the item be used
- Fiber content and care information if available; note: this is required for Class 2 and 3.
- Where the ideas for the project came from

CLASS 1: EMBELLISHED ROOM ACCESSORIES/FURNISHING – Items that have been changed by adding fabric, painted design or other embellishments. Non-sewn and/or sewn. Examples: bulletin board, fabric décor, lampshade, picture frame, placemats and lampshades.

CLASS 2: FABRIC ACCESSORY such as pillow, throw blanket, wall hanging, placemats, macramé and needlework items including knitting, crocheting, embroidery, cross-stitch, latch-hook etc. Include fiber content and care information.

CLASS 3: MAJOR FURNISHING ITEMS MADE OF FABRIC - quilt (if entry was machine quilted, include on the Exhibitor Entry Statement if the quilting was done by the exhibitor or other source such as a commercial source or adult), bedspread, coverlet, curtains etc. Include fiber content and care information.

CLASS 4: HOME STORAGE – laundry bag, shoe bag, locker caddies, travel storage, etc.

CLASS 5: TABLE SETTING EXHIBIT – An entry should include table setting for at least 1 person, menu, short story about the specific occasion the setting is for, table cloth, place mats, napkins (may be artfully displayed/folded), centerpiece or table decoration as appropriate (consider size when used for two or more people) to complete the table setting. Exhibits can be displayed on a small table such as a card table (provided by exhibitor) or in an area no bigger than a 24” wide by 30” deep space.

CLASS 6: FURNITURE OR WOODEN ACCESSORY ITEM WITH A PAINTED/NATURAL FINISH such as chair, table, shelf, picture frame etc. that is refinished by exhibitor. Emphasis in this class is the restoration and not the actual construction of the exhibit.

CLASS 7: CHAIR OR STOOL WITH NEW SEATING -Entry is for seat evaluation only. Seat may be upholstered, caned, etc.

SECTION E: Child Development & Care

Limited to exhibitor’s 13 years old and older (4-H age as of January 1st).

CLASS 1: CREATIVE TOY, GAME or STORYBOOK – An activity to be used with children.

Include intended age and developmental stage the item is suited for and why this would be an appropriate play item.

CLASS 2: BABY SITTER’S KIT - Articles such as games, toys, and safety materials needed while caring for a baby, toddler, or preschooler. Explain how to use.

SECTION F: WEARABLE ART

***5 entries per youth for Section F- Maximum 2 per class and 5 total**

No fabric paints or scribbles accepted in this section. For all classes in Wearable Art *in addition to a completed EIS Card, add the following additional information:*

- Name or source of pattern if applicable
- Fiber content of item when available
- Care label information
- Where the ideas for the project came from

CLASS 1: CROCHET/KNITTED FIBER CLOTHING – Clothing made using a form of crocheting or knitting such as a sweater, vest, scarf, etc.

CLASS 2: TIE-DYING/BATIK MATERIAL CLOTHING – Clothing made using tie-dyeing which utilizes knotting and folding techniques or batik which utilizes the immersion or outline fill-in techniques of wax resist to make such clothing as a tee-shirt, pants, etc. Purchased clothing can be used to do either of these techniques on.

CLASS 3: NON-TRADITIONAL MATERIAL CLOTHING – Clothing made using paper, duct tape, paper clips, bubble wrap, etc.

SECTION G: Textiles & Clothing

Premium Points: Blue 10, Red 5, White 1

Note: Blue Award Sewing Revue items should be entered in Classes 22, 23, or 24.

Limit for class is 5 entries per person. *All clothing items must be on a hanger.* No kits allowed for the original pattern and design class. Pieces of a coordinated outfit should be entered as one entry. In addition to the completed EIS card add the following additional information:

- Name or source of pattern
- Fiber content of item when available
- Care label information
- If a kit is used for down/fiberfill items or outdoor clothing this must be stated
- Where the idea for the project came from
- A copy of Sewing Project Worksheet

CLASS 1: BEGINNING SKILL MEMBERS - Skills may include seams, pressing, casing for elastic, facing, hems, raglan and dolman sleeves, straps or belt loops, gathering and waistband

CLASS 2: INTERMEDIATE SKILL MEMBERS - Skills may include gathering, collar, set-in sleeves, plackets and cuffs, zipper, pockets, pleats, plaid, snaps, hook/eye, machine buttonholes.

CLASS 3: ADVANCED SKILL MEMBERS - Skills may include specialty fabrics, plaids and stripes, lining, bound buttonholes, welt pockets, tailoring.

CLASS 4: WEARABLE ACCESSORIES SEWN - An item created by the exhibitor, which has a decorative and/or functional purpose.

CLASS 5: RECYCLED CLOTHING - Clothing made from recycled materials or altered to be for totally different use. A shortened skirt is not acceptable but pants that are recycled to make a shirt is a good example. It could also involve recycled items incorporated into a garment. Must make up or cover at least 50% of the garment, a duct tape dress is not recycled but cutting old jean into strips and sewing up a poncho is a good example.

- CLASS 6: HISTORICALLY ACCURATE CLOTHING, SEWN** - Clothing made using materials and construction techniques appropriate for period clothing. Exhibit does not have to use the exact fabric or technique, but there should be evidence of effort.
- CLASS 7: COSTUMES** - Using materials and construction techniques appropriate for the costume design and use. For example, if the costume is to be worn only once in a school play, the “look” of it from a distance will be more important than neat sewing.
- CLASS 8: RECYCLED GARMENTS OR NON-CLOTHING, SEWN** – A modified/recycled garment purchased in the past and salvaged by significantly altering the original design OR remodeled or renovated items that are not clothing, like jeans turned into grocery/all- purpose bags, t-shirts turned into a purse, towels turned into a dog toy, etc. Including a before picture is recommended.
- CLASS 9: NON-CLOTHING, SEWN** – examples include purses, tote bags, backpacks, outdoor equipment, horse articles such as saddle pad, cooling sheet, recreational items such as kites or toys.
- CLASS 10: TEXTILE ARTS** - Apparel made using a form of textile art other than sewing. Items may be crocheted, knitted, woven, tie-dyed, etc.
- CLASS 11: WEARABLE OR NON-WEARABLE ITEMS DESIGNED/CONSTRUCTED BY EXHIBITOR** – designs may be made by hand, by computer or combinations/design alterations of purchased patterns. Include pattern and description.
- CLASS 12: PURCHASED GARMENT** – To reflect wise consumer decision-making. Garment or outfit must be accompanied by an 8 ½” X 11” notebook with color photo of entrant wearing garment or outfit, label photo with name, county, color of hair and eyes, cost of garment (include price tags or information), itemized cost to make garment (consider cost of fabric, notions, pattern, labor, etc.). Include a story that describes why purchased, how it fits into wardrobe, fabric structure, fiber content, care, accessories selected and activities it would be worn to.
- CLASS 13: QUILTING PROJECT** – For example, wall hanging, cushion covers
- CLASS 14: QUILT**- Quilt made by single member or club.
- CLASS 15: CLOTHING AND TEXTILES POSTER SERIES** – A minimum of one 12”x22”, series of three posters on any aspect of clothing construction or textiles, should show principal techniques learned.
- CLASS 16: SEWING BASKET** - A sewing basket equipped with: tape measure, ruler and the following handmade accessories: a needle book w/needles, pincushion w/pins, thimble mitten/thimble, scissors protector/cardboard scissors.
- CLASS 17: BLUE AWARD SPRINGTIME SEWING REVUE EXHIBITS** - Blue ribbon outfit from the county springtime sewing evaluations only. Items will not be re-evaluated. Attach your EIS card only. Bring a copy of your Sewing Project Worksheet and Evaluation form.
- CLASS 18: FASHION REVUE** -Children model their garments in a Fashion Show at the **Exhibit Hall on the 4-H Stage at 10:30am on Saturday**. NO EIS CARD NEEDED.
- CLASS 19: MANNEQUIN MODELING** - Individuals will model items they have sewn, and entered in the fair, in statue-like positions for 30 minutes (changing positions every 5-10 minutes). Models should report to the 4-H Exhibit Hall a half hour before the event starts to sign-in and change. NO EIS CARD NEEDED.

CLASS 19a: Wednesday – Exhibit Hall @ 2pm

CLASS 19b: Friday – Exhibit Hall @ 2pm
CLASS 19c: Saturday –Exhibit Hall @ 12pm

SECTION H: Food & Nutrition

Premium Points: Blue 5, Red 3, White 1

An exhibit is: 3 samples of small items (e.g., cookies, muffins, cupcakes, rolls), ½ of large item (e.g., loaf bread, cake, coffee cake), OR whole item if needed to convey appearance of product (e.g., pie, turtle-shaped bread). The following rules must be followed:

- All recipes should demonstrate good nutritional choices.
- Entries must be made from scratch by exhibitor except in cases of gluten free items (e.g., no frozen dough, or box mixes)
- Items usually removed from baking pans (except pies) and exhibited on foil-wrapped cardboard.
- Food must be room temperature
- Item may be left in disposable pan if needed to retain shape
- Exhibit must be covered with plastic re-sealable baggies - no plastic wrap
- Muffins or cupcakes must be baked in tins without liners
- Include recipe card (product name, ingredients, preparation steps, yield) with all entries.
- The recipe and EIS Cards should be in a small plastic bag attached to the item and include the additional information: new skills mastered, nutritional choices made and indicate how the recipe was modified to make it healthier.

HEALTHY LIVING

CLASS 1: HEALTHY SNACK - This may be an actual food exhibit, poster, photos or may include faux food. The idea is to prepare an example of a healthy snack that you might have yourself or may prepare for friends. Actual food exhibits must be able to be presented without the need of refrigeration. EIS Card should include serving size and information about the nutritional value of the snack.

CLASS 2: PACKED LUNCH - Entry is to be presented in a lunch bag or box. Display may include photos or pretend food, if actual items will not hold up. EIS Card must include the following:

- Dietary needs of individual that lunch is for (e.g., a 3rd grader will require less food than a high school athlete)
- Facilities available for keeping lunch fresh, heating it, etc. (e.g., how to keep it fresh on a trail ride; how to heat it)
- Nutritional value of the lunch packed

CLASS 3: MENU FOR A DAY - The menu will include complete listing of all meals and snacks that would be eaten over a one-day period. A description of the individual or family for whom meals are intended must be included. Typed menu with photos is recommended.

COOKIES, MUFFINS AND BREADS

CLASS 4: COOKIES – 3 Cookies from the same recipe. Can be dropped or hand-shaped, pressed, pan-baked, rolled or refrigerated. No frosting/added decorations. Hand-shaped cookies can be rolled in sugar if recipe requires it.

CLASS 5: YEAST-FREE MUFFINS - 3 uniform muffins

CLASS 6: YEAST-FREE BISCUITS OR SCONES - 3 uniform biscuits or scones

CLASS 7: YEAST-FREE LOAF OF BREAD - ½ loaf of 9" x 5" x 3"

CLASS 8: YEAST-FREE MUFFINS, BISCUITS, SCONES OR BREAD - Any of the above type but made to meet the needs of a special diet, such as diabetic, or gluten free.

CLASS 9: YEAST ROLLS - Any white, whole, or multi-grain rolls made using yeast. Uniform specimens 3 inches in diameter baked in muffin cups or shaped.

CLASS 10: YEAST BREAD - ½ loaf of white, whole, or multigrain bread that has been kneaded and shaped into a loaf.

CLASS 11: SHAPED YEAST BREAD - One whole loaf or round. Variations including cheese, tomato, potato, seeds, etc.

OTHER

CLASS 12: NYS FAIR HEALTHY BAKED PRODUCT - An exhibit is any baked product that is made with little sugar, fat or salt, altered using a sugar or fat substitute, gluten free or other dietary modifications. The recipe must clearly state ingredients and methods used. An explanation of why you made it healthy, made changes to the recipe or used gluten-free or other specialty ingredients must be included. Cookies, loaf bread, cake, cupcake, coffee cake, muffins, pies or other baked items.

CLASS 13: GROWN IN NEW YORK PRODUCT - An exhibit is a sample of any baked product that contains a fruit or vegetable grown in New York State and must include: a recipe, an explanation of ingredient grown in New York (including where it was grown and/or purchased and if it was preserved for later use), if it was U-pick or roadside stand, farmers market or any market if source can be identified. Cookies, muffins, bread, cake, cupcakes, coffee cake, pie or other baked items.

CLASS 14: HERITAGE FOODS - An exhibit is a sample of any baked item associated with family traditions or history and must include: a recipe and family history/traditions associated with the food.

CLASS 15: INTERNATIONAL FOODS - An exhibit is a sample of any baked item associated with customs and traditions of a country or population of the world and must include: a recipe, historical background or context, and traditions associated with preparing, serving and eating the food.

CLASS 16: HEALTHY RECIPE COLLECTION - At least 6 recipes in a box, notebook, or file folder. Can include photos/illustrations. Should provide needed nutrients but limit fat and total calories. For each recipe state the relationship to Food Guide Pyramid, the nutritional benefits, the source of recipe, how well it was liked, and any changes you would make in the recipe.

CLASS 17: HERITAGE RECIPE COLLECTION - At least 6 recipes displayed in a box, notebook, or file folder; can include photos or illustrations. For each recipe state: the relationship of key ingredients to Food Guide Pyramid, the nutritional benefits, source of recipe, how well it was liked, and any changes you would make in the recipe. All recipes must be collected and made during the current enrollment year.

PRESERVED FOODS

All processed food, including dried foods, will be evaluated based on appearance and the process used which must be described. If there is a concern about food safety, the entry may not be tasted. Submit

two jars with identical product. One jar will be opened to judge texture, aroma and taste (optional). Sealed jar will be displayed. Each jar must have member's name, age, years. in project, and kind of fruit /vegetable on label or jar bottom.

Criteria for exhibiting canned food:

- All canned foods must be processed in standard clear glass canning jars with self-sealing, 2-piece lids
- Jars must be labeled with contents, type of processing (boiling water or pressure), time of process, and altitude adjustment. (must agree with USDA/PNW recommendations)
- Jars must have a vacuum seal and be exhibited and judged without screw-bands
- Appropriate head space requirements must be followed:
 - Fruit juices—1/4 inch
 - Vegetables—1/2 to 1 inch
 - Jams & Jellies—1/4 inch
 - Pickles—1/2 inch
 - Tomatoes—1/2 inch

The following entries in Preserved Foods will be disqualified:

- Foods processed and packaged not following current (1989 or later) USDA/PNW recommendations
- Paraffin sealed jams and jellies
- Jars with zinc lids
- Food in green glass jars or non-standardized jars
- Foods that are improperly processed or packed
- Jars with more than 2" headspace
- Jars with added color, bleach, sulfite, or preservatives. (e.g., baking soda to green vegetables; acids to non-pickled foods, with the exception of tomatoes and figs.)

CLASS 18: CANNED FRUIT - Each entry must be different with a limit of 5 items.

CLASS 19: CANNED VEGETABLES - Each entry must be different with a limit of 5 items.

CLASS 20: CANNED FRUIT JUICE - Each entry must be different with a limit of 5 items.

CLASS 21: TOMATOES - One jar of cut or whole and one jar of tomato juice (only tomatoes canned in their own juices will be given awards).

CLASS 22: JUICE

CLASS 23: PICKLES/RELISH - Each entry must be different with a limit of 5 items.

CLASS 24: MARMALADE/JAM/JELLY - Each entry must be different with a limit of 5

MISCELLANEOUS

CLASS 25: PIE FILLING

CLASS 26: COFFEE CAKE - Yeast type

CLASS 27: BREADSTICKS - 3 uniform plain, whole, or multigrain

CLASS 28: SOFT PRETZELS - 3 uniform plain, whole, or multigrain

CLASS 29: PLAIN CAKE - With shortening, one layer 8" o 9" round or square pan

CLASS 30: NOVELTY OR SPECIALTY CAKE - Such as pound, chocolate, spice or butter cakes, baked in 8 or 9-inch round or square pan.

CLASS 31: NUTRITIOUS CAKE - Made with vegetable oil or fruits/vegetables such as carrot, applesauce, sweet potato. Baked in an 8" or 9" round/square pan or 9"/10" tube pan.

CLASS 32: CAKE DECORATING - Use a Styrofoam form with icing creations as the decorations, no purchased or pre-made icing. Include icing recipe.

CLASS 33: CANDY - ½ pound of cooked, uncooked or molded candy. One variety, packaged in a suitable box.

CLASS 34: CAKE OR COOKIE DECORATIONS - Only the decoration is judged; it can be Styrofoam with frosting.

CLASS 35: FRUIT PIE - Double or single crust.

CLASS 36: MAIN DISH PIE - Need a 3" x 5" card with complete meal plan and nutritive value of the pie. Will not be displayed due to spoilage.

CLASS 37: TRAIL MIX OR GORP - 1 pint in glass container.

CLASS 38: FREEZER JAM - ½ pint container.

DRIED/DEHYDRATED FOODS

Dried foods must be displayed in either clear one-half pint or pint size zip closure bags or glass jars with tight fitting lids. Foods in unapproved containers or that are more than one year old will not be judged.

CLASS 39: DRIED/DEHYDRATED FOOD - Any of the above classes but made to meet the needs of a special diet, such as diabetic, or gluten free.

DEPARTMENT: VISUAL ARTS & PHOTOGRAPHY - VAP

****DEPARTMENT LIMIT: 10 entries per youth in Department VAP, 3 per class maximum***

SECTION A: Photography

Premium Points: Blue 5, Red 3, White 1

- Photographs must have been taken during the current year
- Exhibit must be titled or captioned to assist the viewer to interpret the message
- Preparation should demonstrate good workmanship and use of materials and should be mounted on a sturdy background, e.g., mat board (no paper/poster-board)
- Each photo presentation should be fitted with a hanger
- Photographs in picture frames or with glass will not be accepted
- No photograph or image shall be smaller than 4"x6" or larger than 11"x14"
- Exhibits are evaluated on technical quality, composition, story-telling and presentation

CLASS 1: UNEDITED IMAGE - Single image comes straight from the camera, no modification.

CLASS 2: INTERMEDIATE PHOTO EDITING - Single image somewhat digitally edited or enhanced. using a single editing technique. Modifications may include cropping, sharpening or blurring, brightness or contrast changes, or the addition of text. Must identify techniques used. Include thumbnail of the original on the back.

CLASS 3: ADVANCED PHOTO EDITING- Single image which demonstrates combining no less than (2) two editing techniques, e.g., removing images, recoloring, cropping. Must identify which editing techniques have been used and what software was used to edit the photo. Include thumbnail of the original on the back.

CLASS 4: MULTIPLE DIGITAL IMAGES - Multiple images may be combined to create a single print. Prints may mix color and monochrome images for extra impact. Thumbnail of the original images shall accompany the exhibit.

CLASS 5: SINGLE FILM PHOTO – Black and white or color accepted. Designate on EIS card if developed by member.

CLASS 6: POINT & SHOOT: Class is limited to individuals not entering photos in Section A Classes 1-5. Photographs in this class will not be judged on technical quality, composition, or presentation. Entries will be judged on capturing the moment and/or telling a story.

SECTION B: Visual Arts

Classes 1-3 Premium Points: Blue 10, Red 5, White 1

Classes 4-6 Premium Points: Blue 5, Red 3, White 1

CLASS 1: PHOTO STORY - Narrative or informational presentation using 5-10 images that have a connection, a relationship or tell a story, to include captions and may have a short narrative. If edited images are used, thumbnails of originals shall accompany the exhibit.

CLASS 2: PHOTO STUDY CLASS – EIS Card must specify if film is used or if digital images—must note if these are edited or unedited images— thumbnails must be attached on the back from edited images. Exhibit consists of one of the following:

- 4 photos demonstrating 4 methods of isolating the subject; not more than 3 objects permitted in each photo
- 4 close-up photos, each with a different main light source: front, side, back & diffuse
- 4 photos, each to illustrate one idea, i.e., hidden lines and shapes, framing, patterns, perspective or texture. Show differences, e.g., same topic, different location, angles.

CLASS 3: VIDEO PROJECT - A 30 second television spot, a documentary of 4-H activities, a narrative or dramatic group project by 4-H members, or an informational sensation promoting 4-H. Projects longer than 10 minutes should include a short “preview highlights” show as a separate tape, disc, or file. Project must be submitted as a CD or DVD. If project is submitted as a computer file, clear documentation for opening and viewing procedures, as well as software requirements should be included in supporting documentation. Technology to be provided by 4-H member for evaluation.

CLASS 4: VIDEO/CD/DVD PROJECT, NON 4-H — Project must be submitted as a CD or DVD. If project is submitted as a computer file, clear documentation for opening and viewing procedures, as well as software requirements should be included in supporting documentation. Technology to be provided by 4-H member for evaluation.

CLASS 5: COMPUTER GRAPHIC DESIGN – Use a computer graphic design program to create a poster (8.5x11 or 11x17) that promotes a product, organization or concept. Design must be copy friendly, be computer generated. If using graphics from the internet, note source and permission to use.

Class 5a: Promotes any aspect of 4-H (must use the official 4-H clover <http://www.4h-usa.org/4h/4h-name.h5m>).

Class 5b: Promotes a non 4-H product, organization or concept.

CLASS 6: WEBSITE - Entry must include web page address and short write-up of what the web page is designed to do. Must be accessible on-line. Website can be built from a template. An explanation of the goals of the site and resources used must be included.

DEPARTMENT: HORTICULTURE - HOT

Excellent Exhibit (Blue Ribbon) - Clean; very minor defects, best market size and quality, exhibits have variety in their characteristics. More than 1, but not more than 10% variation in size; uniform in shape, color and degree of maturity.

Good Exhibit (Red Ribbon) - Clean, slight defects; defective and unusable parts in the normally edible sections should not exceed 5% good market size and quality. For exhibits with more than 1, but not more than 25% variation in sizes; only slightly detectable variation in shape, color and degree of maturity.

Worthy Exhibit (White Ribbon) - Fairly clean, some defects in general appearance; defective and unusable parts in normally edible sections should not exceed 10%; fair market size and quality. For exhibits with more than 1, but not more than 100% variation in sizes; noticeable variation in shape, color, or degree of maturity.

NOTE: Limit of 5 entries per person per class

SECTION A: Plant Collections

Premium Points: Blue 5, Red 3, White 1

- Plants must be pressed, dried, mounted and labeled.
- A clear protective overlay is helpful for many, but not all exhibits.
- Weeds and other specimens mounted green (not pressed) will not be evaluated.
- Collections of plants may be on one side of one piece of poster board or like material, 22" x 28" in size, or in notebook binders with single specimens on pages 8 ½" x 11".
- Leaf, twig, and fruit, flowers and seed, if possible.

CLASS 1: LEAF, TWIG OF 10 OR MORE ORNAMENTAL TREES

CLASS 2: LEAF, TWIG OF 10 OR MORE ORNAMENTAL SHRUBS

CLASS 3: LEAF, TWIG AND ILLUSTRATION OF FRUIT OR NUT

CLASS 4: TEN WEEDS

CLASS 5: ANNUAL FLOWERS - 10

CLASS 6: PERENNIAL FLOWERS - 10

CLASS 7: SEEDS - 10 (any single plant type, e.g. 10 ornamentals, 10 fruit, etc.)

CLASS 8: WILD FLOWERS – 10

CLASS 9: PLANT COLLECTIONS THAT CONSERVE RESOURCES – Such as native plants that are hardy and require less water, or plants from a low water garden.

SECTION B: Scrapbooks

Premium Points: Blue 10, Red 5, White 1

- A collection of plant pictures. May be cut from magazines, drawings, photographs, etc.
- Need to be on an 8 ½" x 11" inch page for each plant, in a notebook binder.
- More points if shows different stages of growth, e.g., fruit & leaf, vegetable & flower
- Fasten pictures with clear tape, paper glue or rubber cement.
- Label with common name and brief description.

Consult *NY Horticulture Contest Guidelines* for the plants required for each class.

- **Beginners** must include the 15 plants specified from each group – flowers and indoor plants;

ornamentals; fruits & nuts; vegetables

- **Intermediates** must include the 30 plants from each group
- **Advanced** must include all 45 plants from each group

CLASS 1: BEGINNER INDIVIDUALS – Having 1 - 3 years experience in Plant Science.

CLASS 2: INTERMEDIATE INDIVIDUALS - Having 3 - 6 years in Plant Science.

CLASS 3: ADVANCED INDIVIDUALS – Having 5 or more years in Plant Science.

SECTION C: Experiments

Premium Points: Blue 10, Red 5, White 1

- Both the experiment plan and the final description should include:
- Background - Explain why you did this experiment and why it is important
- The Question – State what specific question the experiment tries to answer
- Methods - Outline how the experiment was performed; be sure to include treatments, measurements, results, other observations, and draw conclusions.

CLASS 1: PROPAGATION

CLASS 2: BREEDING

CLASS 3: SOIL SCIENCE

CLASS 4: CULTURAL PRACTICES

CLASS 5: MISCELLANEOUS

SECTION D: Vegetables

Premium Points: Blue 5, Red 3, White 1

- Must be grown by the exhibitor in their individual family, school or community gardens and be labeled with the correct variety name
- Limit of 8 entries per person, each exhibit of a different variety
- Present exhibits on a paper plate

CLASS 1: BEANS

- Beans, Lima, 5 Green Pods, Edible Beans
- Beans, Snap, Green, 5 Pods
- Beans, Snap, Yellow, 5 Pods
- Beans, Snap, Pole or Vining Type, 5 Pods
- Beans, Green Shell, 5 Pods, Any Variety e.g., Edible Soy, Horticultural,
- Beans, Dry Shelled, ½ Cup in Container, Dry Field
- Bean Variety Including Mung, Adzuki, Fava

CLASS 2: BEETS - 3, Tops Trimmed To 1 Inch, No Green Shoulders

CLASS 3: BROCCOLI - 1 Head or Bunch of Small Heads, 5 Inches or More In Diameter

CLASS 4: BRUSSEL SPROUTS - 1-Pint Basket

CLASS 5: CABBAGE - 1 Head, 2 - 4 Pounds, With 3 - 4 Wrapper Leaves

CLASS 6: CARROTS - 3, Tops Trimmed To 1 Inch, No Green Shoulders

CLASS 7: CAULIFLOWER - 1 Head, Leaves Cut Just Above Head

CLASS 8: CELERY - 1 Plant, Market Quality, Roots Off

CLASS 9: CHARD - 1 Plant, Roots and Damaged Leaves Off

CLASS 10: CHINESE CABBAGE - 1 Head, Loose Leaf, Roots Off, 1 Plant

CLASS 11: CORN - Sweet, 3 Ears, Husks Removed Completely Shank Trimmed To ½”
Display in Transparent Bag

CLASS 12: CUCUMBERS

- Cucumbers, 2 Slicing Types, 5” Or Longer, 2” or Less in Diameter
- Cucumbers, 3 Pickling Type, 3 - 5 Inches
- Cucumbers, 3 Pickling Type, Less Than 3” long

CLASS 13: DILL - Bunch of 3 Seed Heads, Tied or In a Bag

CLASS 14: EGGPLANT

- Eggplant, 1 Large Oval and Oblong Types, e.g., Black Beauty, Black Magic
- Eggplant, 2 Small, Slender and Round Types Such As Easter Egg, Ichiban

CLASS 15: ENDIVE - 1 Plant, Roots Off, Good Market Size

CLASS 16: GARLIC - 3 Bulbs, Dried, Braided Together or Tops Trimmed to 1” Cleaned, Unpeeled

CLASS 17: HERBS - Any Kind, Plant in Pot or Tied Bunch

CLASS 18: KALE - 1 Plant, Roots Off

CLASS 19: KOHLRABI - 2, Tops and Tap Root Trimmed To 2”

CLASS 20: LEEK - 3 Large, Trimmed

CLASS 21: LETTUCE

- Lettuce, Leaf, 1 Plant, Roots Off, Good Market Size
- Lettuce, Head, 1 Plant, Roots Off, Good Market Size

CLASS 22: MELON

- Muskmelon, 1 Good Market Quality
- Honey Dew Melon, 1 Good Market Quality

CLASS 23: MUSTARD - 1 Plant, Roots Off

CLASS 24: OKRA - 4, 1 ½ To 3 Inches Long

CLASS 25: ONIONS

- Onions, bulbs, 3 Tops Trimmed To ½”, Well Cured And Dried, Not Peeled
- Onions, 4, Green Bunching Type, Tops On But Trimmed Evenly

CLASS 26: PARSLEY - 1 Plant, Roots Off, Good Market Size and Quality

CLASS 27: PARSNIPS - 3 Tops Trimmed To 1 Inch

CLASS 28: PEAS - 5 Pods

CLASS 29: PEPPERS

- Peppers, 2, Large Types Such As Bell, Cuban Elle, Italian Sweet
- Peppers, 3, Small Types Such As Banana, Hungarian, Wax, Cherry

CLASS 30: POTATOES

- Potatoes, 3 Tubers, 5 To 10 Ounces
- Potatoes, 1 Pint Basket, Salt Potato Types, ¾”-1¼ “In Diameter

CLASS 31: PUMPKIN - 1, Ripe, Any Variety

CLASS 32: RADISH - 4, Tops Trimmed To ½ Inch

CLASS 33: RHUBARB - 4 Stalks, Tops Trimmed

CLASS 34: RUTABEGA - 1, Tops Trimmed Off

CLASS 35: SHALLOT - 3, Tops Trimmed To 1/4 Inch, Dried, Not Peeled

CLASS 36: SPINACH

- Spinach, Common, ½ Pound in Transparent Bag
- Spinach, New Zealand, ½lb. Bunch or Tender Tips 3-6”, Tied or Transparent Bag

CLASS 37: SQUASH

- Squash, summer, 2, Young, Skin Tender, e.g., Zucchini, Yellow
- Squash, winter, 1, Any Large Types, e.g., Hubbard, Delicious, Banana
- Squash, winter, 2, Any Small Types, e.g., Buttercup, Butternut, Spaghetti
- Squash, 1, Soft and Round Stem, e.g., Big Max, Big Moon, Mammoth

CLASS 38: SWEET POTATOES - 3 Roots, Any Variety**CLASS 39: TOMATOES**

- Tomatoes, 2, Ripe, Stems Off, Medium and Large Fruited Varieties including Roma
- Tomatoes, Cherry Ripe, 1 Pint Basket, Stems Off, Presto and Small Fruit

CLASS 40: TURNIPS - 2, Tops Trimmed To 1-Inch Watermelon, 1 Mature, Market Size**CLASS 41: WATERMELON** – 1 mature, market size**CLASS 42: COLLECTION** - A Collection Of 3 Related Types, Such As 3 Varieties of Pepper, or 3 Vegetables that appear in an Ethnic Cuisine**CLASS 43: MINIATURE VEGETABLES** - 6 Of One Type, Harvested at Small Or Baby Stage**CLASS 44: ORNAMENTAL VEGETABLES** - 3, Such as Miniature Pumpkins, Gourds, Decorative Corn; and Ornamental Kale (1 Specimen)**CLASS 45: HEIRLOOM VEGETABLES** - Any heirloom variety exhibited in same manner as other vegetable classes**CLASS 46: VEGETABLE ART** - Vegetable character, sculpture, geometric design, neatness of assembly, number of horticulture products used, imaginative use of plants and plant materials, overall appearance.**CLASS 47: MISCELLANEOUS** - Other vegetables not listed, display same number of specimens as similar crop listed**SECTION E: Cut Flowers***Premium Points: Blue 5, Red 3, White 1*

- Consist of 3 stems with the same color blooms except as noted:
 - Gladiolus - One spike with at least 12" stem
 - Roses - One stem of the type listed
 - Dahlias - Three blooms of one color, or one bloom if over 6"
 - Any bloom 6" or larger – show one specimen
- Stems should be 8" long, except where type of flower makes this impossible
- Flowers that do not last as cut flowers (hollyhocks, impatiens, portulaca), may not be entered
- Blooms of weeds, wild flowers and shrubs will not be evaluated. To show a weed or wildflower, enter it as a Methods project (Example - How to grow wild geranium for cut flowers), or as an Experiment where you might evaluate a weed for use as a cut flower
- Provide a disposable container - no glass containers

CLASS 1: ASTER (annual)**CLASS 2: BACHELOR BUTTON****CLASS 3: CALENDULA****CLASS 4: CHRYSANTHEMUM** (any form)**CLASS 5: CLEOME****CLASS 6: COSMO****CLASS 7: FLOWERING TOBACCO**

- CLASS 8: GLADIOLUS**
- CLASS 9: LARKSPUR**
- CLASS 10: MARIGOLD**
- CLASS 11: DELPHINIUM**
- CLASS 12: ORNAMENTAL GRASS** (foliage and fully developed seed head)
- CLASS 13: PHLOX** (annual)
- CLASS 14: ROSE** (any type)
- CLASS 15: RUDBECKIA** (Cornflowers, Black-eyed Susan)
- CLASS 16: SNAPDRAGON**
- CLASS 17: STATICE** (fresh, not dried)
- CLASS 18: STOCK**
- CLASS 19: STRAWFLOWER** (fresh, not dried)
- CLASS 20: SUNFLOWERS**
- CLASS 21: SWEET PEAS DAHLIA**
- CLASS 22: ZINNIA**
- CLASS 23: ASIATIC LILY**
- CLASS 24: NASTURTIUM**
- CLASS 25: PETUNIA**
- CLASS 26: DASIES**
- CLASS 27: PANSIES**
- CLASS 28: VIOLA**
- CLASS 29: CARNATION**
- CLASS 30: MISCELLANEOUS** - Any other cut flower not listed.

SECTION F: Indoor Gardening

Premium Points: Blue 5, Red 3, White 1

- Limit 5 classes per entrant.
- All items should follow recommended guides of balance, design, proportion and harmony
- List plant materials used
- No artificial or plastic plant materials allowed
- Ribbon and bows as part of the design are allowed

CLASS 1: DISH GARDEN

CLASS 2: TERRARIUM OR CLOSED ECO-SYSTEM

CLASS 3: PLAQUE OF DRIED/PRESSED PLANT MATERIAL - Includes other craft projects made with real plant material, e.g., floral pictures

SECTION G: House Plants

Premium Points: Blue 5, Red 3, White 1

CLASS 1: POTTED HOUSE PLANT – Flowering

CLASS 2: POTTED HOUSE PLANT – Foliage

CLASS 3: POTTED HOUSE PLANT – Plant-vine

CLASS 4: POTTED HOUSE PLANT – Hanging container. More than 1 plant accepted.

CLASS 5: MINIATURE HOUSE PLANT - 2¼" -3" pot, maximum.

SECTION H: Other

Premium Points: Blue 5, Red 3, White 1

CLASS 1: CONTAINER GARDENS - Perennial, annual, vegetable, ornamental. Appropriate container

and plant combination. List plants included in container. No artificial or plastic plant materials allowed.

CLASS 2: PLANTER DISPLAY - Colorful and attractive container gardens that fit inside of, or on top of 55-gallon drums, 22" in diameter, 72" in circumference. Drums are filled to within 8" of the top. Use lightweight potting mix and add soil gels to the planting medium.

CLASS 3: WINDOW BOX CHALLENGE – Window boxes 24 - 30" long and no higher or deeper than 10". Use lightweight potting mix and add soil gels to the planting medium. Judging will include container choice, should be inconspicuous, clean and blend with design. Entries must be grown in container prior to June 1st of the current year. Judged on artistic design, creativity, and compatibility of plant selections. A complete listing of all plants used is required.

SECTION I: Fruit & Nuts

Premium Points: Blue 5, Red 3, White 1

- Exhibitors must care for all fruits and nuts *Limit 5 classes per entrant*
- Nuts grown in the previous year may be entered

CLASS 1: APPLES - 3 ripe, any single variety

CLASS 2: APRICOTS - 3 ripe

CLASS 3: BLUEBERRIES - 1 pint

CLASS 4: CHERRIES - 1-pint basket with stems, and single variety

CLASS 5: ELDERBERRIES - Attached to cluster, 1 quart

CLASS 6: GRAPES - 1 bunch

CLASS 7: NECTARINES - 3 ripe

CLASS 8: PEACHES - 3 ripe

CLASS 9: PEAR - 3 ripe, with stems, any single variety

CLASS 10: RASPBERRIES - ½ pint, any single variety

CLASS 11: STRAWBERRIES - 1 pint, caps on

CLASS 12: MINOR FRUITS - Such as quince, or persimmon, 4 ripe

CLASS 13: MISCELLANEOUS - Any fruit not listed, display same number as similar listed

CLASS 14: NUTS - All ripe, dry unshelled, 1 pint, any variety

CLASS 15: COLLECTION - 3 types, such as 3 different varieties of apples

SECTION J: Floral Design

Premium Points: Blue 10, Red 5, White 1

CLASS 1: FLORAL DESIGN - List plants, dry or fresh flower corsage in transparent bag. Table arrangement of live or dry plant material- not over 12" in diameter and under 8" high. Holiday decoration of live or natural plant materials, no more than 18" in diameter or 24" long. Plaque of dried or pressed plant material; includes other craft projects made with real plant material (e.g., floral pictures). Large Arrangement of live or dried plant material – for arrangements over 12" in diameter and over 8" in height.

CLASS 2: MINIATURE ARRANGEMENT - Arrangement of fresh or dried flowers, less than 6" in height and diameter – including container, List plants used.

CLASS 3: OPEN CLASS EXHIBITS - Exhibits deemed worthwhile but fall outside the categories described above. List plants used.

SECTION K: Horticultural Methods*Premium Points: Blue 10, Red 5, White 1*

- A poster/poster series format may be used on a minimum of a 14"x22" poster board or an exhibit can be displayed
- Glue or tape photos and diagrams, along with your description within these sections: Introduction 2) growing method used 3) what you learned or discovered

CLASS 1: HYDROPONIC GARDENING**CLASS 2: SEASON EXTENDER METHODS****CLASS 3: PROPOGATION****CLASS 4: MISCELLANEOUS** - Any horticultural methods not listed**SECTION L: Landscape Pictures & Plans***Premium Points: Blue 10, Red 5, White 1*

- Display of elements of design, plant groupings for ornamental/edible purposes, record keeping
- All collections, pictures and plans will be enhanced by a clear, protective overlay
- Markers, colored pencils or paints may be used to embellish the landscape plan

CLASS 1: HOME GROUNDS LANDSCAPE PHOTOGRAPHIC ALBUM - Must have at least six "before" and six "after" pictures of current year's work.

CLASS 2: PLAN OR MAP OF HOME GROUNDS - Drawn to scale. Show things as they were at the beginning of the project. A second map, with suitable and necessary notes, showing changes and improvements made. In different colors, show changes and improvements yet to be made. Indicate direction north on plan.

CLASS 3: PLAN OR MAP OF APARTMENT DWELLING - Drawn to scale, showing grounds as they are currently. A second map, showing proposed changes that would improve existing grounds. Where ground space is unavailable, a terrace or porch garden of containerized plants can be depicted. Indicate direction north on plan.

CLASS 4: PLAN OF ANNUAL AND/OR PERENNIAL FLOWER GARDEN - Show varieties, name, placement, height, and color. Use scale no smaller than 1 inch equals 4 feet. Indicate direction north on plan.

CLASS 5: PLAN OF HOME ORCHARD (Tree fruit and/or berry crop) - Show varieties, name, placement, height and time of fruiting. Use scale no smaller than 1"= 4'. Exhibit only current year's work. Indicate direction north on map.

CLASS 6: PLAN OF HOME VEGETABLE GARDEN - Show varieties, name, placement, height and approximate harvest times. Succession of plants may be indicated by a tracing paper overlay. Use scale no smaller than 1"=4'.

CLASS 7: PLAN OF COMMUNITY SERVICE BEAUTIFICATION PROJECT

CLASS 8: GARDEN RECORD BOOK - List plants chosen and variety. List reason for selection. Garden design sketch, including lay-out, dimensions, and spacing. Indicate direction north. Photos showing before and after are helpful.

SECTION M: Field Crops*Premium Points: Blue 10, Red 5, White 1*

- Samples of hay must be well cured not moist
- Grasses, legumes and silage crops will be judged based on their values as forage/silage.
- Exhibits should be displayed in either tightly packed, clean baskets or slice of bale with approximate dimensions 8x10x14, or as described.

CLASS 1: OATS – 1 peck

CLASS 2: WHEAT – 1 peck

CLASS 3: ANY OTHER SMALL GRAIN

CLASS 4: FIELD CORN – 3 ears

CLASS 5: HAYLAGE – quart jar with mixture names on EIS Card

CLASS 6: CORN SILAGE – quart jar with mixture names on EIS Card

CLASS 7: ALFALFA

CLASS 8: CLOVER

CLASS 9: BIRDSFOOT TREFOIL

CLASS 10: TIMOTHY

CLASS 11: MIXED HAY – state mixture on EIS Card

DEPARTMENT: PLANT PATHOLOGY - PLP

SECTION A: Projects & Exhibits

Premium Points: Blue 10, Red 5, White 1

CLASS 1: LEAFSPOT COLLECTION BOOKLETS/PLANT PATHOLOGY EXHIBITS - As described in *Know Your Plant's Disease*, and *Know Your Tree Diseases*, leaf disease notebooks or diseased plant specimens in Riker mounts may be exhibited. Other plant pathology exhibits based upon regional, county or self-initiated projects, or other exhibit ideas.

CLASS 2: INSECT AND DISEASE MANAGEMENT ON VEGETABLES PROJECTS - A display of preserved plant specimens, pressed, dried or otherwise preserved in as life-like form as possible, exhibiting symptoms of insect injury or plant disease. Where possible, the insect which caused injury will be properly mounted and included in the display. All exhibits will be labeled as follows: vegetable name, insect or plant disease name, date specimen collected, collector's name and county. At least fifteen plant specimens should be included, depicting different insect or plant disease.

CLASS 3: FUNGUS COLLECTIONS - Minimum of 12 distinctly different kinds of fungi including a gill, a pore and a bracket. Include spring, summer and autumn specimens and be labeled in the manner described in *Fun With Fungi*. Displays should exhibit knowledge about fungi and their role in the environment. Collection boxes should have removable covers to allow close examination of each specimen during judging.

DEPARTMENT: HEALTH & SAFETY – HAS

SECTION A: Health and Safety Exhibits

Premium Points: Blue 5, Red 3, White 1

CLASS 1: FIRST AID KIT - A first aid kit assembled by the exhibitor consisting of the following items in a plastic storage container (minimum 5" X 7"): several band-aids, different sizes of gauze pads, scissors (use cardboard cut out in place of the scissors), first aid tape, triangular bandage, ice pack, etc.

CLASS 2: ALL OTHER HEALTH & SAFETY EXHIBITS - Class is for exhibits that fall outside the category described above.

DEPARTMENT: ENVIRONMENTAL EDUCATION - ENV

SECTION A: Environmental Exhibits

Premium Points: Blue 10, Red 5, White 1

Include a project story to show processes, products, skill development, and relevance to environmental/natural resource issues.

CLASS 1: ENVIRONMENTAL EDUCATION – Nature trails, e.g. Display of 4-H constructed nature trail or observation made along another nature trail.

CLASS 2: FISHERIES AND AQUATIC RESOURCES - Records or displays of activity including but not limited to fishing techniques, aquatic sampling methods, aquatic insect ecology, habitat improvement or fisheries management and biology, water monitoring, or county or self-initiated projects related to fish or fishing, including mariculture, aquaculture, commercial fisheries, sport fisheries or related equipment, skills or observations.

CLASS 3: FORESTRY - Displays and presentations and other forestry exhibits based upon national, regional, county or self-initiated projects.

CLASS 4: RESOURCE BASED RECREATION - Shooting Sports: exhibit or record based upon content of the NYS Shooting Sports Programs or any of the New York State DEC certification programs. Other Outdoor Recreation: exhibits based upon related outdoor recreation activities, e.g. orienteering, cross-country skiing, snow shoeing, wilderness camping, or outdoor cookery.

CLASS 5: WILDLIFE

CLASS 5a: BIRD STUDY

CLASS 5b: HABITAT IMPROVEMENT

CLASS 5c: TRAPPING FURBEARERS - Exhibits based upon the NYS DEC Trapper Training Program are acceptable, as are displays of equipment, pelt preparation, and discussions of the role of trapping wildlife management.

CLASS 5d: ALL OTHER WILDLIFE PROJECTS - Exhibits based upon New York's wildlife resources. County projects or self-initiated projects are acceptable.

CLASS 6: SOLID WASTE

CLASS 6a: RECYCLING/COMPOSTING PROJECTS

CLASS 6b: POST-CONSUMER WASTE MATERIALS - Used to make clothing, crafts and other items.

DEPARTMENT: ENTOMOLOGY– ENT

SECTION A: Exhibits

Premium Points: Blue 10, Red 5, White 1

- Insect specimens must be properly mounted and displayed and have complete collection data.
- Suggested display case described in 4-H Entomology Project Guide or museum size insect drawers or polystyrene insect cases covered with clear plastic sheets.
- Insects should be pinned properly and the wings of all butterflies and moths must be spread.

CLASS 1: FIRST YEAR EXHIBITS – 20, 5 insect orders, labeled as far as order.

CLASS 2: SECOND YEAR PROJECT EXHIBITS – 40, 9 insect orders, 20 collected during the current year. Twenty labeled and pinned with common name, addition of scientific names is optional. At least one small insect must be mounted on a point or minuten pin.

CLASS 3: THIRD YEAR PROJECT EXHIBITS – 60, 12 orders, 30 identified to common name, 30 collected this year. At least 5 (different families) must be identified to family. Scientific names (genus and species) should be included wherever possible, although insects from some orders will be difficult to identify to this level; common names should be placed on a separate label. At least two small insects must be mounted on points or minuten pins.

CLASS 4: FOURTH YEAR (AND BEYOND) PROJECT EXHIBITS – 80, Must consist of general collections. 12 orders, 40 collected this year, 40 identified to common name. At least 10 specimens (different families) must be identified to their family. Scientific names should be included wherever possible. Common names should be placed on a separate label. Proper mounting (pinned properly, wings of Lepidopteron spread, two small insects on points or minutens) will be strongly emphasized.

SECTION B: Collections

CLASS 1: ADVANCED INSECT COLLECTIONS - May use Riker mounts. Complete collection data (where collected, date, and by whom); can be placed on back of exhibit as long as the evaluator can tell which label goes with which specimen. If you exchange specimens, label as completely as possible, giving location (country, state or province, nearest town), date collected; name of collector; and any ecological information available such as plant or insect host, habitat, etc. Imagination and individuality are encouraged. The rules for mounting, as set up for general collections, do not have to be followed, if, by doing so, the advanced collection can be enhanced. The scientific, educational value, appearance, quality and arrangement will be evaluated. The Exhibitor Information Statement should contain educational value to you (what you learned) and the educational value to others.

CLASS 2: PHOTO SLIDE COLLECTIONS - 5-10 2"x2" slides, subjects identified by common/Latin name.

CLASS 3: SINGLE COLLECTIONS PREPARED BY THE EFFORTS OF A CLUB - May be any kind of insect collection or may represent a group activity that can be presented as an exhibit. Regional insect collections prepared for eventual donation to a museum may be entered in this class if prepared by more than one person. Evaluation will be based on number of members and completeness.

SECTION C: Other

CLASS 1: LIVING INSECT EXHIBIT - Must educate public and/or show the educational opportunities in 4-H Entomology. Live educational exhibits are encouraged, such as living adult butterflies, chrysalides, caterpillars, ant farms and aquatic insects. This requires that the exhibit is cared for daily.

CLASS 2: ALL OTHER ENTOMOLOGY EXHIBITS - Class is for exhibits that fall outside the categories described above.

CLASS 3: HONEY BEE/APICULTURE EXHIBITS - Honey – 1-pound container. Bee/Honey products made from Beeswax, e.g., candles, lip wax. Individual or group Display or Poster, a series of posters/photos or three-dimensional exhibit representing any aspect of Beekeeping, e.g., equipment, disease, bee colony management.

DEPARTMENT: MODEL ANIMALS – MAN

SECTION A: Horses

Premium Points: Blue 5, Red 3, White 1

Models may not be used in more than one class.

CLASS 1: THEME: “4-H Sparks...!”- Use your imagination to exemplify this theme with your model horse.

CLASS 2: BREED - The model must have an index card attached to the display that includes the following information: breed name, general characteristics of breed, general use of breed, acceptable breed colors, color of model, and a short history of breed.

CLASS 3: COSTUME - Creativity and imagination needed. Think “out of the box.”

CLASS 4: ENGLISH PLEASURE - English tack required. Horse should appear to be a pleasure to ride (a rearing stallion is not a pleasure horse). May be standing, walking, trotting, or cantering.

CLASS 5: ENGLISH PERFORMANCE - Includes dressage, hunter/jumper, saddle seat, and sidesaddle. Correct tack required. Include a jump/obstacle required for hunter/jumper.

CLASS 6: ENGLISH TRAIL - A natural or man-made obstacle required.

CLASS 7: HARNESS CLASS – A harness is required, but a cart is not. Harness must be appropriate for the breed of horse. Horses may or may not have blinders.

CLASS 8: WESTERN PLEASURE - Western stock saddle, blanket, western bridle with standard bits or bosal, no nosebands. May be shown at halt, walk, jog, or lope.

CLASS 9: WESTERN WORKING -Includes roping, calf work, cutting, and reining. Obstacles, props, or cattle are required, depending on event depicted.

CLASS 10: WESTERN TRAIL - A natural or man-made obstacle required.

CLASS 11: GAMES AND SPORTS - Any gymkhana event including pole bending, scurry, barrels, etc. Any sport such as polo, vaulting, racing, endurance, fox hunting, military drills, etc. Props and suitable tack required.

CLASS 12: FAMOUS CARTOON CHARACTER - Models are exhibited as famous cartoon characters; judged on creativity of costume and resemblance to character.

CLASS 13: “PUNNY” HORSE - Models are made to represent a play-on-words of “horse” such as a model with wings called “horsefly”.

CLASS 14: I DID IT MYSELF - Exhibitors may enter a prop or other item used in display that they made themselves.

CLASS 15: COLLECTORS CLASS - Exhibitor shows one collection of at least 3 models. They must be attractively displayed and be chosen to fit a theme (Horses in Literature, Breyer’s Shetland Pony Mold Through the Years, Spirit’s Family, etc.).

CLASS 16: HORSE EXHIBIT – A diorama or small display, use your imagination.

CLASS 17: CUSTOMIZED CLASS - Horse is to be refurbished by the owner. Judging not based on color or breed, but by craftsmanship.

SECTION B: Companion Animals

Premium Points: Blue 5, Red 3, White 1

- Any companion animal, e.g., dog, goat, donkey, cat, bird
- Models may not be used in more than one class.
- Models will be judged during Fair Evaluations on Saturday before the fair begins.

CLASS 1: THEME CLASS: 4-H Sparks...! - Use your imagination to exemplify the theme with your model.

CLASS 2: BREED - Model must have an index card attached to the display that includes: species, breed, and/or variety, general characteristics of breed, acceptable colors for the breed, and the color of model.

CLASS 3: COSTUME CLASS - Creativity and Imagination will be considered

CLASS 4: ACTION/PERFORMANCE - Model must be accompanied by an appropriate accessory (such as agility or retrieving).

DEPARTMENT: SCIENCE, ENGINEERING & TECHNOLOGY– SET

SECTION A: Wood Science Projects

Premium Points: Blue 10, Red 5, White 1

In addition to the EIS Card, include a short explanation of why/how the exhibit works and it’s uses.

CLASS 1: HAND TOOL DIVISION - Cut out, assembled and finished with hand tools only.

CLASS 2: POWER TOOL DIVISION - Partially or totally completed with power tools.

CLASS 3: KIT DIVISION - From materials precut by an outside resource (i.e., 4-H office, commercial supplier or woodworking leader) but assembled and finished by the exhibitor. No commercial names on exhibit.

SECTION B: Electrical Science Projects *Premium Points: Blue 10, Red 5, White 1*

CLASS 1: ELECTRIC DIVISION - Articles such as a trouble lamp, portable bench light, extension cords, pin-up lamp or study lamp, or the rewiring of an old lamp are acceptable. A tension restraint device must be in place. Where appropriate underwriter's knot should be used. Lamps without bulbs or shades will not be accepted for exhibit. Projects involving both woodworking and electrical tasks will be judged on the merits of both.

CLASS 2: ELECTRONICS DIVISION - Utilizes principles and construction procedures relating to electronics. Evaluated on soldering and connection techniques, neatness of assembly and other assembly procedures. Projects must be hand wired, no breadboard kits. Project must be operable, i.e., have all the necessary batteries. Include short explanation of why /how exhibit works on EIS Card.

CLASS 3: EDUCATIONAL DISPLAYS - A series of posters and/or 3 dimensional exhibits. May include engine parts, bicycle parts, safety rules etc.

SECTION C: Rocket Program *Premium Points: Blue 5, Red 3, White 1*

CLASS 1: JUNIOR DIVISION - Any rocket made either from a kit or non-kit materials and totally assembled and finished by a youth 13 years and younger.

CLASS 2: SENIOR DIVISION - Any Rocket made from non-kit materials and totally constructed and finished by a youth 14 years and older. Emphasis placed on proper construction techniques and finished product.

SECTION D: Other Science Projects *Premium Points: Blue 10, Red 5, White 1*

CLASS 1: RELATED SCIENCE PROJECTS - Any article made as a part of a *directly related Engineering Science project*, such as metalworking, cardboard carpentry, safety items and not included in the above Classes. Kits are not acceptable for Senior Division entries, 14 years and over.

CLASS 2: SCIENCE EXPERIMENTS & EXHIBITS - Exhibits exploring concepts in an area of agriculture, human ecology or life sciences. Individual or group entries encouraged. Describe your hypothesis (what you think will happen). Describe the procedures you performed. Describe the observations you made/conclusions you drew from your experiment. Include photos or drawings and samples (if possible) from your experiment. If it is difficult to recreate the study for the exhibit, drawings or photographs are acceptable. Use heavy poster paper (14" X 22" minimum) as a background. Attach photos and diagrams, along with sheets of white paper that include your experiment description within these sections: 1) introduction 2) hypothesis 3) methods 4) results and 5) your conclusion.

CLASS 3: PUBLIC SERVICE PROJECT - Public service or public education activity, i.e. Watershed rehabilitation or recycling programs. Project exhibit posters must be clearly labeled with a written statement of what the project is, how it relates to science, and why you are interested in the project.

CLASS 4: DESCRIPTIVE SCIENCE PROJECT - Not experiments and are not applied service projects but do consist of systematic observations and tell us about the natural world. Summaries of what you observed (e.g., how the local bird population changes with the seasons, where flies like to breed in a barn), can present collections/classifications of materials which display physical or biological articles.

CLASS 5: RELATED GEOSPATIAL SCIENCE PROJECT - 4-H exhibits that show skills and knowledge learned through 4-H GPS and GIS projects.

CLASS 6: 4-H GIS MAP - Maps made using ESRI (Environmental Systems Research Institute, Inc.) Arc View software or other mapping software. Criteria and Guidelines for Community Mapping Projects can be found on NYS 4-H web page at:

<http://nys4h.cce.cornell.edu/program/events/statefair.php>. GIS map exhibits may be selected for a National Display competition sponsored by CSREES and National Geographic Society. Copies of Evaluation sheets used to judge GIS maps can be found at above mentioned website.

CLASS 7: GIS/GPS PROJECT OR ACTIVITY (Individual/Group) - Exhibit may be in the form of a project record book, photo documentation, video, CD, DVD, etc. Exhibit must include project report documenting statement of purpose and outcome of project activity.

CLASS 8: STORY OR OUTLINE OF A 4-H GIS/GPS PROJECT - Include photos, purpose of activity and summary or results.

CLASS 9: COMMUNITY SERVICE/YOUTH COMMUNITY ACTION MAPPING PROJECT - A mapping or GPS project built around a specific community issue or project.

DEPARTMENT: MISCELLANEOUS – MIS

Section A: Unusual Exhibit

Premium Points: Blue 5, Red 3, White 1

Entries for this Class must be submitted to the 4-H Office for approval by July 20th. Enter them online as for any other entry. If they are NOT approved, they will be withdrawn.

CLASS 1: UNUSUAL EXHIBIT

Entries must be pre-approved by 4-H staff and the Fair Committee. To be approved they will:

- Be of an appropriate and safe nature
- Clearly not be eligible for any other division of the 4-H show
- Demonstrate a well thought out project evidencing a significant degree of effort, skill and/or knowledge on the part of the exhibitor

Exhibitors should follow the procedure described here:

- Enter the item online as for all other exhibits
- Complete the application to exhibit and unusual item form found on the next page and on the CCEDC 4-H website (Complete a separate form for every item to be entered in this division)
- Submit the form to the 4-H office by July 20th of the current year
- Be prepared to withdraw the exhibit if it is deemed inappropriate by the Fair Committee

**For exhibitors wishing to enter Department: MIS, Section A, Class 1
See form on next page**

REQUEST TO ENTER AN UNUSUAL ITEM

For exhibitors wishing to enter Department: MIS, Section A, Class 1

To enter exhibits Exhibitors should follow the procedure described here:

- Enter the item(s) online as for all other exhibits
- Complete a separate one of these forms for every item to be entered in this division
- Submit the form(s) to the 4-H office by July 20th of the current year
- Be prepared to withdraw the exhibit if it is deemed inappropriate by the Fair Committee

Entries must be pre-approved by 4-H staff and the Fair Committee. To be approved they will:

- Be of an appropriate and safe nature
- Clearly not be eligible for any other division of the 4-H show
- Demonstrate a well thought out project evidencing a significant degree of effort, skill and/or knowledge on the part of the exhibitor

Name:	4-H Age:
Club:	Years in 4-H:
Email Address:	
Cell Number:	
Detailed description of Item – include what the item is, approximate size, materials used, time spent, reason for doing it and any other relevant information. Use back of page if more space is needed.	
Member Signature: Parent Name: Parent Signature:	Date:
Approved by 4-H:	Date:



RICHARD A. BALL
Commissioner

**Animal Health Requirements For
Admission to New York State and County Fairs**
(Part 351 of NYS Agriculture and Markets Regulations)
NYS Department of Agriculture and Markets/Division of Animal Industry
10B Airline Drive, Albany, NY 12235 | 518-457-3502 | www.agriculture.ny.gov/animals

Contents

- General Prohibitions and Requirements
- Certificates of Veterinary Inspection
- Animal Identification
- Rabies Vaccination
- BVD-PI Testing
- Cleaning and Disinfection
- Animal Deaths
- Calving, Kidding, and Lambing
- Commingling of Sheep and Cattle
- Commingling of Swine and Poultry
- Isolation on Returning Home
- Individual Species Requirements
 - Horses
 - Cattle
 - Sheep
 - Goats
 - Swine
 - Llamas and Alpacas
 - Poultry
 - Deer/Elk
 - Miscellaneous Ruminants
- Exhibitor Pre-fair Guidelines

General Prohibitions and Requirements

- No person shall bring or have present an animal on the fairgrounds for any reason (show, exhibit, raffle, demonstration, display) during a fair which is not qualified under NYS regulations.
- No person shall present an interstate or intrastate certificate of veterinary inspection that has been altered by anyone other than the issuing veterinarian.
- Animals demonstrating clinical signs or other evidence of infectious, contagious, or communicable diseases shall not be allowed on the fairgrounds during a fair.
- Representatives of the Commissioner may deny admission to, or require removal from, the fair premises or require the segregation of any animal showing signs of, or exposed to, any infectious, contagious, or communicable disease.

NOTE: The fair board of directors has the authority to reject unworthy or unsightly exhibits for reasons other than infectious, contagious, or communicable disease (Part 350.10). The state veterinarian or animal health inspector will bring questionable exhibits to the attention of the fair board.

- All animals presented that originate from a location other than New York shall meet all New York State importation regulations appropriate to the species in addition to the fair animal health requirements.

Certificates of Veterinary Inspection (CVI)

- Cattle, sheep, goats, swine, llamas, alpacas, deer, and misc. ruminants require a valid CVI to enter the fairgrounds.
- The CVI must be issued by a Category 2 accredited veterinarian. Wet ink signatures for paper CVIs or e-signature for eCVIs are acceptable.
- All animals must be officially identified. **ALL MANMADE ID MUST BE RECORDED.** Refer to Animal Identification section below for more information.
- Only one species is allowed per certificate.
- The type and duration of certificate required depends on the origin of the livestock.

New York Origin Livestock:

- A valid intrastate CVI (AI-61) is required.
- Each animal must be individually identified on the CVI (see below).
- The CVI must be issued on or after May 1 of the current year.

Out of State Origin Livestock:

- All animals entering New York State must satisfy import health and test requirements for that species and be accompanied by a valid interstate CVI.
- An e-CVI may be issued but a paper copy of the e-CVI is required for the animal check-in process.
- The interstate CVI is valid for 30 days from the date of CVI inspection. During the fair season (July 1 through Labor Day) valid CVI's can be used multiple times for entrance into fairs. The initial entrance into a NY fair must be within 30 days of the date of CVI inspection. In order for the CVI to be used for a later fair, it must be dated and initialed by a NYS Agriculture and Markets official noting the location of the initial fair. A change in health status or eligibility of an animal necessitates the generation of a new CVI.

Questions regarding import requirements should be directed to the Division of Animal Industry at 518-457-3971, or at the division's import/export homepage:

<https://agriculture.ny.gov/animals/animal-import-export>

Animal Identification

- **ALL MANMADE ID MUST BE RECORDED**
- Cattle must be identified by an official USDA approved ear tag. Radio frequency identification (RFID) ear tags, commonly referred to as "840 RFID tags," are strongly recommended.
- Sheep and goats must be identified by official scrapie identification (see sheep and goat sections below).
- Swine must be identified by an official USDA approved ear tag. Radio frequency identification (RFID) ear tags, commonly referred to as "840 RFID tags," are strongly recommended. Nursing piglets do not have to be individually identified if the sow is correctly identified on the CVI and the number of piglets in the litter is noted on the CVI.
- Llamas and alpacas must be identified by official ear tag or microchip.
- Misc. ruminants must be identified by unique ear tag or microchip.
- A complete written description is sufficient identification for horses entering New York accompanied by a CVI. The description must match the EIA test record. Horse sketches and descriptions should reference color pattern, hair whorls,

chestnuts, scars, and other markings as necessary to uniquely identify the horse. Tattoos and microchips if any should be included. "Bay, no markings" is not an acceptable description for a CVI or EIA test record.

- NOTE: If you are exhibiting animals identified by microchip, a working reader must be supplied by the exhibitor.
- For questions on animal identification please contact your veterinarian or our office at 518-457-3502.

Rabies Vaccination

- Rabies vaccination is required for all species for which there is a USDA licensed vaccine available (cattle, horses, sheep, dog, cat, ferret) and that are 4 months of age or older on the date of admission to the fair.
 - For most rabies vaccines, the earliest age allowable for primary vaccination is 3 months. Animals that are vaccinated prior to 3 months of age will need to be re-vaccinated according to label before entering the fairgrounds.
- Vaccine must have been administered within the past 12 months. The exception is Imrab LA vaccine used in sheep which protects for 3 years after the second annual vaccination (consult your veterinarian).
- The rabies vaccination requirement must be met on the day of admission even if the animal was previously admitted to a fair when too young to vaccinate.
- NOTE: Individual fairs can require animals for which there is no approved rabies vaccine to be vaccinated for rabies. The requirements outlined above would apply. The fair is responsible for notifying exhibitors. The New York State Fair requires rabies vaccination for all livestock species entering the grounds.

Acceptable Proof of Rabies Vaccination

- Acceptable proof of rabies vaccination must include a signed written statement from the veterinarian administering the vaccine or a valid certificate of veterinary inspection that has the vaccination listed and is signed by the Category 2 accredited veterinarian.
- Acceptable proof of rabies vaccination must include the name of the product used, the date of administration, and the duration of immunity if longer than one year (sheep only).
- If the statement of rabies vaccination is included on an EIA test record, it must be signed separately in addition to the required EIA test record signature.
- NOTE: Rabies titers are not acceptable proof of rabies protection and cannot be used to meet entry requirements.
- Acceptable proof of vaccination for dogs is a valid vaccination certificate or a copy of the dog license that contains the rabies vaccination information.

BVD-PI Testing

- All cattle, llamas, and alpacas exhibited at NY county fairs, or the State Fair must be negative to an approved test appropriate to detect **Bovine Viral Diarrhea persistent infection (BVD-PI)**. The testing veterinarian is responsible to make sure the proper test is conducted. This is a once in a lifetime test that must be reported on the required certificate of veterinary inspection. The issuing veterinarian is responsible for verifying the validity of the test, official identification of the animal, and recording the test date on the CVI. If a previous test is not verifiable, the test must be repeated.

Cleaning and Disinfection

- All buildings on the fairgrounds housing animals must be cleaned and disinfected prior to the opening of the fair and between groups of animals when housing is rotated (Section 50.2 of Agriculture and Market regulations).

Animal Deaths

- Occasionally animal deaths occur at a fair. If a death occurs it must be reported to the state veterinarian in charge as soon as possible for review. The animal must be promptly removed from the public exhibit area to a secure location and held for the veterinarian prior to disposal.

Calving, Kidding, and Lambing

- Any cattle, goats, or sheep that calve, kid, or lamb while at a county fair or the State Fair will be **ordered removed from the fairgrounds** along with their offspring, unless the animals are part of a birthing demonstration.

Commingling of Sheep and Cattle

- Due to the potential spread of malignant catarrhal fever from sheep to cattle, it is strongly recommended that cattle be kept separate from sheep.

Commingling of Swine and Poultry

- Due to the potential spread of influenza virus, it is recommended that swine and poultry be housed in separate locations.

Isolation on Returning Home

- The owner or custodian shall keep show animals biologically separate from the herd or flock for a period of at least two weeks after returning to the premises of origin. If any illness is noted in the exhibition animals, the owner should contact their veterinarian immediately.

Individual Species Requirements

Horses

- Certificate of Veterinary Inspection (CVI) is not required for New York origin horses. CVI is required for imported horses. Extended Equine CVIs (EECVIs) are acceptable. For more information on EECVIs, visit <http://www.globalvetlink.com>.
- Negative Equine Infectious Anemia (EIA) test is required for all horses 6 months of age or older. The horse must be accompanied by a valid negative EIA test record, signed by a Category 2 accredited veterinarian. The sample collection date for the qualifying EIA test must have been on or after January 1, 2022, for New York origin horses. For imported horses, the EIA test must have been conducted within 12 months prior to entry. The EIA test certificate must include a complete description of the horse.
- Rabies vaccination within 12 months is required for all horses 4 months of age or older (see above).

Cattle

- Certificate of Veterinary Inspection with animals properly identified. See Animal Identification section above.
- Rabies vaccination is required for all cattle 4 months of age or older (see above).
- All cattle must be negative to an approved test appropriate to detect Bovine Viral Diarrhea persistent infection (BVD-PI). The date and results of the testing must be noted on the certificate of veterinary inspection.
- All cattle must be vaccinated against bovine respiratory disease complex including bovine respiratory syncytial virus, bovine virus diarrhea, infectious bovine rhinotracheitis and parainfluenza with a product administered in a manner and time frame adequate to confer protective immunity for these diseases for the duration of the fair. The date and vaccine product should be documented.

Sheep

- Certificate of Veterinary Inspection with animals individually identified with USDA approved scrapie identification. Identification must be one of the following: 1) USDA approved tags or 2) a legible USDA approved flock tattoo and individual animal ID number or 3) electronic implant device (microchip) if the sheep is enrolled in the Scrapie Flock Certification Program. For information on scrapie ID, contact USDA at 1-866-USDA-TAG (1-866-873-2824).
- Rabies vaccination is required for all sheep 4 months of age or older (see above).
- The CVI must contain a written statement from the issuing Category 2 accredited veterinarian that the flock of origin was inspected after May 1 of the current year and no evidence of contagious, infectious, or communicable diseases was found.
- If evidence of soremouth (contagious ecthyma) is found on any sheep, the entire exhibit including the affected animals (and any small ruminants from any other flock on the same conveyance to the fairgrounds) shall immediately be removed from the fair premises with the holding pens cleaned and disinfected immediately after removal.

Goats

- Certificate of Veterinary Inspection with animals individually identified with USDA approved scrapie identification. Identification must be one of the following: 1) USDA approved tags or 2) a legible registration tattoo or 3) a legible USDA approved herd tattoo and individual animal ID number or 4) electronic implant device (microchip) if the goat is enrolled in the Scrapie Flock Certification Program and/or the electronic implant ID is recorded on the goat's registration paper. For information on scrapie ID, contact USDA at 1-866-USDA-TAG (1-866-873-2824).
- The CVI must contain a written statement from the issuing Category 2 accredited veterinarian that the herd of origin was inspected after May 1 of the current year and no evidence of contagious, infectious, or communicable diseases was found.
- If evidence of soremouth (contagious ecthyma) is found on any goat, the entire exhibit including the affected animals (and any small ruminants from any other flock on the same conveyance to the fairgrounds) shall immediately be removed from the fair premises with the holding pens cleaned and disinfected immediately after removal.

Swine

- Certificate of Veterinary Inspection with animals properly identified. See Animal Identification section above.

Llamas and Alpacas

- Certificate of Veterinary Inspection with animals properly identified. See Animal Identification section above.
- All llamas and alpacas must be negative to an approved test appropriate to detect Bovine Viral Diarrhea persistent infection (BVD-PI). The date and results of the testing must be noted on the certificate of veterinary inspection.

Poultry

- Poultry (with the exception of doves, pigeons, and waterfowl) must be accompanied by 1) results of a negative pullorum typhoid test conducted within 90 days prior to exhibition OR 2) proof that the birds originated directly from a US pullorum-typhoid clean flock or equivalent flock.
- Poultry qualified by 90-day test must be identified by official leg band.
- Proof of NPIP status must be in the form of an NPIP certificate or purchase receipt containing NPIP certification information. If utilizing a receipt, it must be dated within 1 year of the date of admission to the fair.

Deer/Elk (Cervidae)

- Certificate of Veterinary Inspection with animals properly identified. See Animal Identification section above.
- Originate from a herd classified as accredited or qualified under USDA tuberculosis regulations.
- A movement permit obtained from the Division of Animal Industry is required for all deer movements. All CWD and TB program requirements must be met before a permit will be issued. Questions regarding movement permits should be directed to the Division of Animal Industry at 518-457-3502.

Miscellaneous Ruminants

- Certificate of Veterinary Inspection with animals properly identified. See Animal Identification section above.

Exhibitor Pre-fair Guidelines**Cattle, Sheep, Goats, Swine, Llamas, and Alpacas, Cervids, Misc. Ruminants**

- Review the animal health requirements booklet including information for your species **before** your veterinarian arrives to inspect your animals. If you have any questions, **ask**.
- Your veterinarian is responsible for inspecting your animals and completing the certificate of veterinary inspection (CVI). Call **early** to avoid the last-minute rush when mistakes are made and there is no time to correct.
- Make sure **USDA approved official ear tags** are present on cattle and swine and USDA approved scrapie ID is in place on sheep and goats. Official ID must be applied to animals prior to regulatory testing and completion of the CVI.
- Llamas and alpacas require a microchip or ear tag. If a microchip is utilized make sure the veterinarian confirms the microchip ID or places one. If your

animal is identified by a microchip, make sure you bring a working reader with you to the fair.

- **ALL IDENTIFICATION MUST BE RECORDED. Make sure it is.**
- Review the CVI carefully upon receipt to make sure all the information is correct including any required test or vaccination information.
- **DO NOT** stuff it in an envelope and assume all is well. The time to correct is before pulling them out at the fair. The CVI is your document, and you share responsibility if it is incorrect.
- If you are **importing** livestock from out of state, make sure the interstate requirements are met and you have a valid **interstate certificate of veterinary inspection**.

Poultry

- Schedule pullorum flock inspection and testing well ahead of the fair if your flock is participating in the NPIP program.
- If you're having your birds tested within 90 days of the fair, you must go to a pullorum clinic. Available clinics are listed on the Dept. website. No individual testing is available if you miss a clinic.
- Birds qualified by 90-day test must be identified by official leg band.
- **Bring documentation** with you to the fair in the form of a 1) current NPIP certificate, 2) 90-day test chart or 3) purchase receipt with NPIP certification within 1 year of the date of admission to the fair.

Horses

- NY origin horses must be accompanied by a negative EIA test report. The date of sample collection for the qualifying EIA test must have been on or after January 1, 2022.
- **Imported** horses must be accompanied by an interstate certificate of veterinary inspection with a **negative EIA test within 12 months prior to entry**. Rabies vaccination information can be incorporated into the CVI.
- Drawing or photograph **must** match the horse.
- Rabies vaccination must be within 1 year of arrival at the fair and be documented by a **signed** rabies certificate or a signed statement on the EIA test chart with the required information (see requirements).

MOST IMPORTANT

When you are loading your livestock for the trip to the fair, take the time to examine them. Make sure they are the same animals that are on the paperwork and official ID is present and legible. If they are showing any signs of illness, **LEAVE THEM HOME.**

Department: Flourishing Farmers - FF

DATES TO REMEMBER:

- Online entries close August 1st; Entries must be completed by 8/1 in order to show.

4-H Flourishing Farmers Show Schedule

Day/Date	Time	Activity and Venue
Sunday 20th	After 12noon	Poultry Showmanship
Tuesday 22nd	8:30am	Horse Showmanship
“	9:30am	Rabbit & Cavy Showmanship
“	10:00am	Dairy Cattle Showmanship
“	4:00pm	Hog Showmanship
Wednesday 23rd	10:00am	Sheep & Meat Goat Showmanship
	4:30pm	Beef Cattle Showmanship
Thursday 24th	10:00am	Canine Showmanship
Friday 25th	9:00am	Dairy Goat Showmanship
“	10:00am	Donkey Showmanship
Saturday 26th	10:00am	Llama & Alpaca Showmanship

GENERAL SHOWMANSHIP REGULATIONS

Dress Code: 4-H T-shirt, long pants and close toed shoes.

What classes can I enter? You should only enter the class that corresponds with the species that you have been working with throughout the year with your mentor.

SECTION A: SHOWMANSHIP

CLASS 1: POULTRY

CLASS 2: HORSE

CLASS 3: RABBIT

CLASS 4: CAVY

CLASS 5: DAIRY CATTLE

CLASS 6: HOG

CLASS 7: SHEEP

CLASS 8: MEAT GOAT

CLASS 9: BEEF CATTLE

CLASS 10: CANINE

CLASS 11: DAIRY GOAT

CLASS 12: DONKEY

CLASS 13: LLAMA & ALPACA



Department: Alpaca & Llama - ALP

DATES TO REMEMBER:

- Online entries close August 1st; Entries must be completed by 8/1 in order to show.
- June 1st: Project animals must be owned. Deadline for sponsorship papers to be complete and submitted to 4-H Office.

4-H Alpaca and Llama Schedule

Day/Date	Time	Activity and Venue
Sunday 20th	All day	Arrival for alpacas and llamas
Monday 21st	8:00am	Arrival for alpacas and llamas – must be in place by 2pm
Saturday 26th	10:00am	Alpaca/Llama Show and Showmanship in Tent 28
“	1-2:30pm	Alpaca/Llama Youth Judging Exhibition Class in Tent 28
“	3-4:00pm	Alpaca /Llama Obstacle class in Tent 28
Sunday 27th	tbd	Animals released at discretion of DCF

GENERAL ALPACA AND LLAMA REGULATIONS

Health and Identification Requirements: All animals being brought to the fair must have appropriate health papers that meet the State of New York Health Requirements. Read the regulations above.

Class Size: Classes will be broken as needed

Cloverbuds: Cloverbuds are only eligible for Showmanship and a non-competitive obstacle course class. Cloverbuds must be accompanied by an adult or 4-H'er over the age of 18 in the show ring. Cloverbud classes will be worth 6 premium points.

Dress Code: Showmanship: White or dark solid colored pants/jeans in good repair with a short sleeve/long sleeve collared shirt with no logos (club or farm), no writing and no graphics. Individual advisories may choose to enforce a specific color shirt.

Judging criteria for 4-H Showmanship:

- **HANDLER:** The 4-H handler should be neat, clean, properly dressed, prompt, alert, confident, poised and courteous. Handlers should wear clean and appropriate attire for the specific class, including correct footwear that is safe around animals and obstacles. NOTE: Open-toed shoes, sandals and/or bare feet will disqualify the exhibitor.
- **ANIMAL AND EQUIPMENT:** The animal should be clean, brushed out, in good condition with toenails trimmed. The halter and lead should fit properly, be clean, in good repair, and safe.
- **SHOWING THE ANIMAL:** This covers following directions, leading, turning, changing pace, backing, posing and positioning, showing to advantage, controlling the animal on the lead and in the line, and attention to line up.
- **FAULTS:** Failure to recognize and correct faults of the animal's position, visiting or



conversing with other showmen during the class, verbal assistance from anyone, kicking or placing the animal's leg into position. Failure to back animal when necessary, blocking the judge's view of the animal, turning the animal the wrong direction, and improper attire.

Obstacle Course Construction: The Obstacle Course, can and may include the following:

- | | |
|--------------------------------|--|
| A. Bridge or Ramp | E. Backing |
| B. Jumps/Textured Walks | F. Foot, Trail and or Mouth Touching |
| C. Flexibility and Maneuvering | G. Manipulative Accessories (i.e. hula hoop, umbrella) |
| D. Change of Pace | H. Sensory Accessories (i.e. water, blowing air, etc.) |

Judging Criteria for Obstacle:

- Rapport, mutual confidence and trust between animal and the handler are desirable.
- The animal should follow the handler through the course on a loose lead.
- The animal should be allowed the freedom to pause momentarily before attempting on obstacle.
- Minor Faults: Tight lead, short lead, a dangling free end of lead rope, inattentiveness to animal, improper attire or footwear.
- Major Faults: Refusing an obstacle, and knocking down of poles, jumps, or other obstacle parts.
- Scoring (obstacle):
 - Each obstacle is worth 10 points.
 - Exhibitors within 35-50 points will receive a blue ribbon; 20-25 points will receive a red ribbon and below 20 points a white ribbon.

SECTION A: SHOWMANSHIP

CLASS 1: CLOVERBUD

CLASS 2: NOVICE

CLASS 3: JUNIOR

CLASS 4: SENIOR

SECTION B: OTHER CLASSES

CLASS 1: CLOVERBUD OBSTACLE/AGILITY

CLASS 2: CLOVERBUD COSTUME

CLASS 3: OBSTACLE/AGILITY

CLASS 4: COSTUME CLASS

CLASS 5 : YOUTH JUDGING EXHIBITION- will judge one combined performance and showmanship class. These classes are designed to give the youth experience in evaluating showmanship and obstacle performance. The Reasons Presentations encourage the Senior & Intermediate youth to organize their thoughts and practice speaking skills while critiquing classes. The llama general knowledge quiz will test the llama knowledge of the contestants.

Monday 21st:

Livestock Judging Competition open to ALL 4-H'ers 5:30pm in the Livestock Pavilion 34



Department: Beef Cattle - BEF

DATES TO REMEMBER:

- Online entries close August 1st; Entries must be completed by 8/1 in order to show.
- Only heifers and cow/calf pairs registered by June 1st using the online beef registration form will be eligible to show in the 4-H show.
- See Youth Livestock Sale Section of Fairbook for dates and deadlines, as well as directions on how to enter the Livestock Sale Class.

4-H Beef Cattle Schedule

Day/Date	Time	Activity and Venue
Monday 21st	All day	Arrival and check-in
"	5:30pm	4-H Livestock Judging Competition in Livestock Pavilion 34
Tuesday 22nd	9:00am	Weigh-in
Wednesday 23rd	4:00pm	Beef Livestock Sale Class in Livestock Pavilion 34
"	4:30pm	Beef Cattle Showmanship in Livestock Pavilion 34
Thursday 24th	4:30pm	Steer and Heifer Show in Livestock Pavilion 34
Saturday 26th	1:30pm	Livestock Sale set up in Livestock Pavilion 34
"	4:00pm	Livestock Sale in Livestock Pavilion 34
Sunday 27th	10:00am	4-H Master Showmanship Contest in Livestock Pavilion 34
"	tbd	Animals released at discretion of DCF

GENERAL BEEF CATTLE REGULATIONS

Housing: All animals must be kept in the designated barn.

Adult Assistance: Adults may assist in two ways: 1) When there is a safety issue; and 2) To help with morning barn clean up. At all other times the 4-H member is responsible for doing all the work or recruiting other members to assist them if chores are beyond their physical limitations.

Fitting: Only qualifying Dutchess County 4-H members are permitted to help fit any 4-H beef animals.

Morning Clean-up: ALL exhibitors are responsible for doing morning clean up in their area. Proper and thorough clean up must be completed by 9:30 am.

Barn Duty: Youth must complete barn duty in the barn to include sweeping, picking up manure, answering questions, and keeping the public from touching the animals. Poor jobs or failure to complete barn duty may require additional barn duty. Youth failing in this duty may not be allowed to show, may not be allowed to sell in the Youth Livestock Sale, and may forfeit the privilege to exhibit at the fair the following year. This will be decided by the species Advisory in consultation with 4-H staff.

Exhibits: Signs with farm names will be allowed. No dividers or fans behind the animals are allowed without prior approval from the 4-H Beef Club Leaders.

Showmanship: Each exhibitor must show his/her own animal in Showmanship. NO borrowing or trading of anyone's animals will be allowed, with the exception of Cloverbuds.

Dress Code: Showmanship: Black or dark solid colored pants/jeans in good repair with a short sleeve/long sleeve plain white collared shirt with no logos (club or farm), no writing and no graphics. Individual advisories may choose to enforce a specific color shirt.

Record Books: The designated record books must be presented to Leaders at each monthly meeting for review. Independent members must present their Record Books to the 4-H office prior to



August 1st for review. If Record Books are not brought in for review, the child may forfeit the right to sell their animal.

Assistance at Shows: If there is a shortage of available beef club members, other Dutchess County 4-H members, in good standing to show, may assist in showing during the market class (not sale class) and the breed classes.

Premium Points: Blue 18, Red 15, White 12 Cloverbuds Classes will be worth 6 premium points.
Showmanship class exhibitors do not qualify for Premium Points.

SECTION A: SHOWMANSHIP

Age as of January 1st of current year

CLASS 1: CLOVERBUD - Exhibition only; must be accompanied by adult 18yrs. and up

CLASS 2: JUNIOR NOVCE - 1st yr. exhibitor, 8-13 years old

CLASS 3: SENIOR NOVICE - 1st. yr. exhibitor, 14-19 years old

CLASS 4: JUNIOR SHOWMANSHIP - 8-12 years old

CLASS 5: INTERMEDIATE SHOWMANSHIP – 13-16 years old

CLASS 6: SENIOR SHOWMANSHIP - 17-19 years old

Grand Champion Showman

Reserve Champion Showman

SECTION B: STEER & HEIFER TYPE SHOW CLASSES

BREEDS:	ANGUS	CROSSBREED	HEREFORD	
	MAINE ANJOU	SHORTHORN	SIMMENTAL	OTHER

CLASS 1: CLOVERBUD BREED CLASS - Exhibition only; any breed, age, gender animal

CLASS 2: JUNIOR HEIFER CALVES -Calves born Jan. 1-May 1 of the current yr.

CLASS 3: SENIOR HEIFER CALVES -Calves born Sept. 1-Dec. 31 of the preceding yr

Junior Champion Heifer

Reserve Junior Champion Heifer

CLASS 4: SUMMER YEARLING - Born between May 1 & Aug. 31 of the previous yr.

CLASS 5: JUNIOR YEARLING - Born between Jan. 1 & April 30 of the previous yr.

CLASS 6: SENIOR YEARLING - Born between Sept. 1 & Dec. 31, two years prior

Senior Champion Heifer

Reserve Senior Champion Heifer

Grand Champion Heifer

Reserve Grand Champion Heifer

CLASS 7: BEST BRED AND OWNED HEIFER

CLASS 8: COW/CALF PAIR

Grand Champion Cow/Calf Pair

Reserve Grand Champion Cow/Calf Pair

CLASS 9: STEERS - Classes will be broken down by weight after weigh-in on Tuesday

CLASS 10: BEST BRED AND OWNED STEER

CLASS 11: PROSPECT STEER - Born after January 1 of current year

CLASS 12: PROSPECT BULL CLASS- Born on or after March 1st of the current year, showman must be 13+ . ALL BULLS MUST HAVE RINGS OR SNAP RINGS AND MUST BE HANDLED WITH HALTERS AND RINGS. (Exceptions - calves, nursing cows under 8 months old)



Department: Canine- CAN

DATES TO REMEMBER:

- Online entries close August 1st. Entries must be completed by 8/1 in order to show.

4-H Canine Schedule

Day/Date	Time	Activity and Venue
Saturday 19th	2:00pm	Deadline to enter <i>ALL AROUND CANINE COMPANION AWARD</i>
Tuesday 22nd	4:00pm	Canine Agility & Rally in Livestock Pavilion 34
Thursday 24th	10:00am	Canine Grooming & Handling, Obedience & Costume in Tent 28

GENERAL CANINE REGULATIONS

Accessing the Fairgrounds: All 4-H handlers/dogs MUST enter the fairgrounds via the Gate 2: the 4-H Gate.

Areas Dogs are Allowed: Dogs must remain on Livestock Hill at all times. Upon arrival, handlers/dogs should report directly to the show staging area to prepare for the show. Outside of show times, dogs must remain in the area behind the 4-H Exhibit Hall in the vicinity of the canine equipment shed. They must be supervised, no dogs should be left unattended. They must remain in the designated canine area at ALL times.

Who is Eligible: The 4-H Canine Show is open to any enrolled 4-H member in good standing who has trained his/her dog for obedience, grooming and handling, rally or agility. Youth must have advisory/staff approval to show. The member must show the dog.

Female Dogs: No dogs in season are allowed on the grounds or in the show.

Age of Dog: Must be at least six months old to start training. Younger dogs may be trained at the discretion of your 4-H Leader.

Disciplining Dogs: Excessive discipline is prohibited in the ring or on the grounds-except in the case of dogs fighting. This includes hitting, kicking, or slamming a dog to the ground, we consider this abusive behavior and it will be dealt with as such. 4-H'ers are expected, and required, to treat their dogs humanely at all times. Any perceived infractions should be reported to club leader(s) and/or 4-H staff immediately.

Management during Classes: Any dog that cannot be managed by the handler will be dismissed from the class.

Training Levels: Dogs that are passed on to brothers or sisters or sold must stay at the level of training recommended by the 4-H Leader for both obedience and handling.

Public Interaction: The public may NOT at any time pet or handle the dogs on the fairgrounds, in the show ring or on display.

Dress Code: Showmanship: Tan or khaki pants/jeans in good repair with a white short sleeve/long sleeve collared shirt with no logos (club or farm), no writing and no graphics. Optional: AKC attire.

Cloverbuds: Are not placed; they will not be judged but the judge will give them pointers.

Class Changes/Substitutions: Only under special circumstances may a dog be substituted after the entry deadline. The request to substitute the animal must be made to the leader. All health records must accompany this request.



Premiums Points: Blue 7, Red 5, White 3 Cloverbuds Classes will be worth 6 premium points
Showmanship class exhibitors receive milk shake coupons courtesy Dutchess County 4-H Program but do not qualify for Fair Premium Points. Ribbon placement points DO count towards Canine Companion Award tally.

For Each Class in Grooming and Handling, Obedience, Rally, Agility and Costume:
Grand Champion will be awarded to the exhibitor receiving the highest point score from the judge. Reserve Champion will be awarded to the second highest point score recipient.

SECTION A: GROOMING AND HANDLING

Note: A dog may compete only once in any class but may compete in different G&H classes. Winner of each class will compete against each other for the title of “Best in Show”. The “Best in Show” youth will be eligible to compete in Elite Showmanship on Sunday of the fair.

CLASS 1: CLOVERBUD

CLASS 2: GROOMING AND HANDLING A– For 4-H’ers who are competing for the first time in Grooming and Handling at the Dutchess County Fair, unless the Handler has qualified for the Open Class of Junior Showmanship at an AKC Show. Handlers who receive a red or white ribbon rating at the County Fair may compete at this level the second year.

CLASS 3: GROOMING AND HANDLING B – For 4-H’ers who have previously competed in Grooming and Handling at the Dutchess County Fair.

CLASS 4: GROOMING AND HANDLING C – For 4-H’ers who have previously been a Grooming and Handling B Champion and/or have qualified for the Open Class of Junior Showmanship at an AKC show (or the equivalent), even if it is their first year.

SECTION B: DOG OBEDIENCE

- Classes denoted with an “A” are for inexperienced dogs and inexperienced handlers at that class level.
- Classes denoted with an “B” are for experienced handlers and inexperienced dogs at that class level.
- For each Obedience class except Beginner A, a dog must earn one blue ribbon before moving onto the next class.
- For Beginner A, dogs receiving any ribbon in this class **MUST** move to Beginner B.
- A dog may compete only once in any class.

CLASS 1: CLOVERBUD

CLASS 2: BEGINNER A - For 4-H’ers who have not previously trained a dog. To be eligible for Pre-Novice, a handler must own the dog entered, or be a member of the owner’s household or immediate family and may not have previously handled any dog that has earned any AKC Obedience title. Owners may enter more than one dog in this class. All exercises will be performed on leash and will include Heel on Leash, Figure Eight, Sit for Exam, Sit Stay and Recall.

CLASS 3: BEGINNER B - To be eligible for Beginner B, a handler must own the dog entered, or be a member of the owner’s household or immediate family and may not have previously handled any dog that has earned any AKC Obedience title. Owners may enter



more than one dog in this class. No dog may be entered in both Beginner A and Beginner B at any trial. Exercises will include Heel on Leash, Figure Eight, Sit for Exam, Sit Stay and Recall. Sit Stay and Recall will be performed off leash.

CLASS 4: GRADUATE BEGINNER A – For 4-H'ers who have not previously trained a dog beyond the Graduate Beginner level. Dogs must not have graduated beyond the Graduate Beginner level. Exercises include Heel on Leash and Figure 8; Stand for Examination, Recall, Long Sit and Long Down. Stand for Examination, Recall, Long Sit and Long Down exercises are done with the dog OFF LEASH.

CLASS 5: GRADUATE BEGINNER B – For 4-H'ers who have previously trained a dog in graduate beginner or more advanced levels of obedience. Dogs must not have graduated beyond the Graduate Beginner level. Exercises are the same as in Graduate Beginner A.

CLASS 6: NOVICE A – For 4-H'ers and dogs who have completed a Novice course of instruction but have not graduated beyond this level. Dogs must not have completed their AKC Companion Dog (CD) title (or the equivalent – UKC U-CD, All-American CD, Club CD, CKC CD, etc.) unless the CD was earned within 60 days of the show. Other than the Heel On Leash and Figure 8, all exercises will be performed with the dog off lead (Stand for Examination; Heel Off Leash; Recall; Long Sit, 1 minute; Long Down, 3 minutes). Maximum possible score will be 200 points.

CLASS 7: NOVICE B – Exercises will be the same as Novice A. Exhibitors can participate in this class more than once. Open to any handler and dog at the Novice Level but not ready for Advanced Novice.

CLASS 8: ADVANCED NOVICE – For 4-H'ers and dogs who have not graduated beyond the Advanced Novice level of obedience. Dogs may have earned a CD title but not a Companion Dog Excellence (CDX) title (or the equivalent). Other than the Heel On Leash, all exercises will be performed with the dog off leash (Stand for Examination; Heel Free and Figure 8; Drop on Recall; Long Sit, Handlers Out of Sight, 3 minutes; Long Down, Handlers Out of Sight, 5 minutes). Maximum possible score will be 200 points. Open to any handler and dog beyond the Novice Level but not ready for Graduate Novice.

CLASS 9: GRADUATE NOVICE – Dogs may not have earned a CDX or equivalent title, unless the title was earned within 60 days of the show. The exercises are: Heel Free and Figure 8; Drop on Recall; Dumbbell Recall; Recall over High Jump; Recall over Broad Jump and Long Down. The maximum possible score is 200 points. Open to any handler and dog beyond the Novice level but not ready for open class (due to training and/or physical ability of dog).

CLASS 10: OPEN A – For 4-H'ers and dogs who have not graduated beyond the Open level of obedience. Dogs may have earned a CD degree but not a CDX, unless the CDX was earned within 60 days of the show. ALL exercises will be performed with the dog off leash (Heel Free and Figure 8; Drop on Recall; Retrieve on Flat; Retrieve Over High Jump; Broad Jump; Long Sit, Handlers Out of Sight, 3 minutes; Long Down, Handlers Out of Sight, 5 minutes). Maximum possible score will be 200 points.

CLASS 11: OPEN B – Dogs who have received their CDX but are not ready to enter Utility may participate in Open B. All exercises are the same as Class No. 11, Open A. With special permission from the 4-H Dog Show Superintendent, dogs may repeat in this class



regardless of point score or ribbon placing in the Open class at previous State Fair shows.

CLASS 12: UTILITY– For 4-H’ers and dogs who have not earned a Utility Dog (UD) title or the equivalent, unless this title has been completed within 60 days of the show. ALL exercises will be performed with the dog off leash (Signal Exercise; Scent Discrimination, one metal article, one leather article; Directed Retrieve; Moving Stand and Examination; Directed Jumping). Maximum possible score will be 200 points. Dogs may repeat in this class regardless of point score or ribbon placing in the Utility class at previous State Fair shows. With special permission from the 4-H Dog Show Superintendent, 4-H’ers with dogs that have earned a UD may participate in the Utility class FOR EXHIBITION ONLY.

CLASS 13: BRACE- For ONE 4-H’er with TWO dogs, at least one of the dogs being owned by the 4-H’er handling the Brace. The two dogs may be different breeds. Exercises will be performed as in Graduate Beginner (with 160 points maximum for the Heel On Leash and Figure 8, and 60 points each maximum for the Stand for Examination, Recall, Long Sit and Long Down). Maximum possible score will be 400 points. 4-H’ers and dogs who have participated in this class in previous years may repeat as long as they qualify at the county level. Beginner A and B Obedience dogs are not eligible for Brace; dogs must be working at the Graduate Beginner Level. The same two dogs, as a brace, may not be shown twice.

SECTION C: AGILITY

For each Agility class except Pre-Novice, a dog must earn one blue ribbon before moving onto the next class. For Pre-Novice, dogs receiving any ribbon in this class **MUST** move to Novice. All competitors, regardless of class, shall have one un-timed run through the course.

CLASS 1: CLOVERBUD

CLASS 2: AGILITY (PRE-NOVICE) – A ten obstacle course that is straight forward that may use obstacles such as jumps, pipe tunnel, A-frame, tire jump, table and dog walk.

CLASS 3: AGILITY (NOVICE)–Dogs must not have completed their AKC Novice Standard Agility title (or the equivalent – NADAC, USDAA, etc.) unless the title was earned within 60 days of the show. At least 12 – 13 obstacles must be used in the Novice classes. (There will be **no weaves** in Novice.)

CLASS 4: AGILITY (OPEN) – For dogs who have received one blue award in the Novice Level. Dogs must not have completed their AKC Open standard title (or the equivalent – NADAC, USDAA, etc.) unless the title was earned within 60 days of the show. Additional obstacles will be added.



CLASS 5: AGILITY (EXCELLENT) – For dogs who have received one blue award in the Open Level. Dogs must not have completed their AKC Excellent Title (or the equivalent – NADAC, USDAA, etc.) unless the title was earned within 60 days of the show. Dogs who have titled or received a blue ribbon in this class may compete FEO.

SECTION D: RALLY

For each Rally class, a dog must earn one blue ribbon before moving onto the next class.

CLASS 1: CLOVERBUD

CLASS 2: RALLY NOVICE A – Course shall consist of 10-15 stations plus a START & FINISH sign. This course is open to dogs at all levels of Obedience. Rally Novice will be performed on a leash. Dogs who have received a Rally Novice (RN) Title (or the equivalent R1, etc.) unless earned within 60 days of the show must move to Rally Advanced.

CLASS 3: RALLY NOVICE B – For dogs that are not yet ready for Rally Advanced but who received a blue ribbon in the previous year. Class description is the same as Rally Novice A. This class is available only once. If the dog received a blue, the dog must move to Rally Advanced in the next year.

CLASS 4: RALLY ADVANCED – Course shall consist of 12 – 17 exercise stations plus a START & FINISH sign. Rally Advanced course shall be performed with the dog off leash. All dogs must be working at the Graduate Beginner level to be training/working/showing in this class. Dogs not entered in an obedience class may be asked to perform an off leash exercise to show that they belong in Rally Advanced. Beginner A & B Obedience dogs are not eligible.

CLASS 5: RALLY EXCELLENT – Course shall consist of 15 – 20 stations plus a START & FINISH sign with no more than 7 stationary exercises. All dogs must be working at the Graduate Beginner level to be training/working/showing in this class. Dogs not entered in an obedience class may be asked to perform an off leash exercise to show that they belong in Rally Excellent. Beginner A & B obedience dogs are not eligible. All exercises shall be performed off leash except the Honor Exercise. Dogs who have received a Blue Ribbon or Rally Excellent (RE) Title (or the equivalent) unless earned within 60 days of the show may participate FEO with permission from the 4-H Dog Show Superintendent.

SECTION E: DRILL TEAM

CLASS 1: DRILL TEAM—Exhibition only. Each team will consist of 8 or more dogs and their trainers (4H'ers) who will perform a detailed drill of own design. Trainers may wish to dress alike and perform to music. Pre-recorded music should be provided by the team. No adult may enter the arena with the Drill Team. Vocal or whistle commands are permitted, but they must be given by a member of the Drill Team.



SECTION F: COSTUME CLASSES

Judging considerations for Costume Classes include originality of costume, creativity of design, coordination of handler and dog costumes, and time/effort that goes into making the outfit.

CLASS 1: CLOVERBUD

CLASS 2: JUNIOR

CLASS 3: SENIOR

SPECIAL CANINE AWARDS:

Outstanding Canine Member

This award shall be selected at the discretion of the judge based on the following qualities: the ability of the handler and dog to work well together as a team, the handler's confidence and control of the dog, exhibits courtesy to judge and other competitors and displays graciousness towards other competitors regardless of final placement in events.

All Around Canine Companion Award (3 awards)

Prior to Saturday 20th: Exhibitors wishing to participate in the *All Around Canine Companion Award* must inform the Canine Advisory and request a separate entry form. The form must be completed and submitted to Club Leaders on or before 2:00pm on Exhibit Hall Evaluation Day.

To enter for this award: Individuals must a) participate in the Dog Show, b) enter their Record Book as an exhibit, AND c) enter one other physical exhibit. Awards will be presented to the top three individuals who accumulate the highest total scores from these competitions:

- *Total points from the following judged classes at the Dog Show:
 1. Showmanship
 2. Rally
 3. Agility
 4. Obedience.
- **Total points from the following Exhibit Hall Submissions:
 - Mandatory - submission of your Record Book (Dept. CEA, Sect. A, Class 1)
 - One additional submission of a physical Exhibit Hall entry

***NOTE:** An additional 5 bonus points will be awarded to any exhibitor who participates in all four of the above Dog Show classes.

****NOTE:** Points for Exhibit Hall submissions will be calculated as follows:

Blue Ribbon=5 points,
Red Ribbon=3 points,
White Ribbon=1 point.

Monday 21st at 5:30pm:

4-H Livestock Judging Competition in Livestock Pavilion 34 - open to all 4-H'ers!



Department: Dairy Cattle - DAI

DATES TO REMEMBER:

August 1st: Online entries close and must be submitted to show as a 4-H'er.

June 1st: Deadline for animal registration to be submitted online using the "Dairy Cattle Registration Form".

4-H Dairy Cattle Schedule

Day/Date	Time	Activity and Venue
Sunday 20th	9:00am onward	Dairy cattle arrive
Monday 21st	8:00am	All dairy cattle must be in place
"	12noon	Check in - Deadline to check in dairy cattle 12noon
"	5:30pm	4-H Livestock Judging Competition in Livestock Pavilion 34
Tuesday 22nd	10:00am onward	Showmanship & Junior Type Show
Sunday 27th	t.b.d.	Animals released at discretion of DCF

GENERAL DAIRY CATTLE REGULATIONS

Registrations: All animals must be registered or have lease papers in the exhibitor's name. Exhibitors with leased animals are only allowed to exhibit one animal and may not own an animal.

Showing: Exhibitors must show their own animals. In the case an exhibitor has more than one animal in a class, another 4-H member who is younger than the owner may show the second animal except for Cloverbud classes.

Cloverbuds: Cloverbuds must be accompanied by an adult or 4-H'er over the age of 18 years old in the show ring. Cloverbuds do not compete; they will all receive feedback from the judge and a ribbon. Cloverbud classes will be worth 6 premium points each. Cloverbuds cannot handle animals in any class other than those designated specifically for Cloverbuds.

Judging: For all exhibitors except Cloverbuds, judging and placing will be done by the Modified Danish System, with Champions named in each breed.

Animal Care: Exhibitors are responsible for the care of their animals.

Show Ring: To avoid confusion, parents may not be in the show ring, only designated ring clerks.

Dress Code: Showmanship: White pants/jeans in good repair with a short sleeve/long sleeve plain white collared shirt with no logos (club or farm), no writing and no graphics. Individual advisories may choose to enforce a specific color shirt.

Premium Points: *Blue 18, Red 15 and White 12*, except for showmanship.

SECTION A: SHOWMANSHIP

All Exhibitors are required to participate in showmanship using an animal they own. Age is as of Jan. 1 and classes may be broken into smaller groups.

CLASS 1: CLOVERBUD SHOWMANSHIP (5-7 years)

CLASS 2: NOVICE SHOWMANSHIP - (1st year showing)

CLASS 3: JUNIOR SHOWMANSHIP (8-11 years)

CLASS 4: INTERMEDIATE SHOWMANSHIP - (12-14 years)

CLASS 5: SENIOR SHOWMANSHIP - (15-18 years)



TYPE SHOW CLASSES

AYRSHIRE
BROWN SWISS
GUERNSEY
HOLSTEIN
JERSEY
MILKING SHORTHORN

CLOVERBUD

CLASS 1: CLOVERBUD CALF CLASS - Animals ages 4 months-Sept. 1, 2022

CLASS 2: CLOVERBUD YEARLING CLASS - born Aug. 31, 2021– Aug. 31, 2022

MEMBER

CLASS 3: SPRING HEIFER CALF - born on/after March 1, 2023 (at least 4 mo. old)

CLASS 4: WINTER HEIFER CALF - born Dec.1, 2022- Feb. 29, 2023

CLASS 5: FALL HEIFER CALF - born Sept. 1, 2022- Nov. 30, 2022

CLASS 6: SUMMER YEARLING - born June 1, 2022- Aug. 31, 2022

CLASS 7: SPRING YEARLING - born March 1, 2022- May 31, 2022

CLASS 8: WINTER YEARLING - born Dec. 1, 2021-Feb. 28, 2022

CLASS 9: FALL YEARLING - born Sept. 1, 2021-Nov. 30, 2021

JUNIOR CHAMPION

CLASS 10: BEST BRED AND OWNED UNDER 2 YEARS OF AGE

CLASS 11: JUNIOR BEST THREE FEMALES - family unit

CLASS 12: MILKING SENIOR YEARLING - born 9/1/2021 – 11/30/2021

CLASS 13: JUNIOR 2 YEAR OLD - born March 1, 2021- Aug. 31, 2021

CLASS 14: SENIOR 2 YEAR OLD - born Sept. 1, 2020- Feb. 28, 2021

CLASS 15: JUNIOR 3 YEAR OLD - born March 1, 2020-August 31, 2020

CLASS 16: SENIOR 3 YEAR OLD - born Sept. 1, 2019-Feb. 28, 2020

CLASS 17: COW 4 YEARS OLD - born Sept. 1, 2018-Aug. 31, 2019

CLASS 18: COW 5 YEARS OLD - born, Sept. 1, 2017-Aug. 31, 2018

CLASS 19: AGED COW - 6 years or older, born prior to Sept. 1, 2017

CLASS 20: 125,000 POUND COW - lifetime production over 125,000

pounds **CLASS 21: DRY COW** - 3 years and over, born prior to March 1, 2020

SENIOR CHAMPION

GRAND CHAMPION

CLASS 22: BEST BRED AND OWNED OVER 2 YEARS OF AGE

CLASS 23: SENIOR BEST THREE FEMALES - family unit

CLASS 24: PRODUCE OF DAM

CLASS 25: DAM AND DAUGHTER

SUPREME CHAMPION



Department: Meat Goat - MGO

DATES TO REMEMBER:

- Online entries close August 1st; Entries must be completed by 8/1 in order to show.
- See Youth Livestock Sale Section of Fairbook for dates and deadlines, as well as directions on how to enter the Livestock Sale Class.
- June 1st: Deadline for meat goat registration to be submitted online using the "Goat Registration Form".

4-H Meat Goat Show Schedule

Day/Date	Time	Activity and Venue
Sunday 20th	9:00am onward	Arrival for meat goats
Monday 21st	All day	Arrival for meat goats – must be in by 7pm
“	5:30pm	4-H Livestock Judging Competition in Livestock Pavilion 34
Tuesday 22nd	5:30pm	Weigh-in
Wednesday 23rd	Afternoon tbd	Meat Goat Show in Barn 38 (will follow 4-H Sheep Show)
Thursday 24th	7:00pm	Costume Class in Livestock Pavilion 34
Saturday 26th	1:30pm	Livestock Sale set up in Livestock Pavilion 34
“	4:00pm	Livestock Sale in Livestock Pavilion 34
Sunday 27th	10:00am	4-H Master Showmanship Contest in Livestock Pavilion 34
“	tbd	Animals released at discretion of DCF

GENERAL MEAT GOAT REGULATIONS

Ownership: 4-H Members must own and care for all goats.

Number of Entries: Each youth is limited to a maximum of 10 goats including commercial, market, dairy, and companion goats. One (1) companion goat is allowed if a 4-Her only has one goat eligible for showing and has no other family members exhibiting and must be housed in same pen as goats entered in the show. Pen space will be allotted based on number of animals entered in the show.

Health and identification: All animals must meet Dutchess County Fair and NYS Health requirements and health papers will be checked by state staff members. A veterinarian must check sick/injured animals. If the veterinarian determines the animal may not be shown due to health reasons the 4-H'er (if she/he has no other animal) may borrow an animal that is housed in the 4-H barn only for showmanship. *All meat goats must be SCRAPIE tagged. ALL GOATS 4 MONTHS OF AGE AND OLDER MUST BE VACCINATED FOR RABIES, 14 DAYS PRIOR TO THE FAIR. Kids too young to be rabies vaccinated but born to rabies vaccinated mothers and housed to avoid rabies exposure are exempt from the requirement for barrier fencing unless specified.*

Registration Papers: Dual ownership or syndicates are not allowed. Leased animals are not available to 4-H'ers already owning a goat eligible for showing. Dual designation of a leased goat is not permitted. Only two leased goats are permitted per exhibitor, this includes family-owned goats.

Types of Goat: Boer, Kiko, Pygmy or Crossbred

Horns: Meat Goats with natural horns are allowed to show, but aggressive horned goats may be required to leave the fairgrounds at the discretion of the superintendent and 4-H staff in consultation with the Advisory.



Housing: All goats entered in the 4-H show must be housed in the Goat Barn, no exceptions and all goats entered must be shown.

Open Classes & Goat Costume: To enter open class and the goat costume class you must enter through the Dutchess County Fair Open Show Book.

Judging: Classes will be judged using the Danish System with the exception of Cloverbuds.

Dress Code: *Showmanship: Jeans or black pants in good repair with a short sleeve/long sleeve collared shirt with no logos (club or farm), no writing and no graphics.*

Showmanship: 4-H'ers must use an eligible animal, owned or leased for 4-H members and family owned for Cloverbuds. All animals used in showmanship must be groomed in the designated area. 4-H Exhibitors must groom their own animal. An adult, a parent, 4-H Leader or non-4-H youth members may teach (explain how to do something) or hold the goat, BUT they may not groom in anyway. If a 4-H'er needs help grooming they must ask another 4-H'er.

Age: An exhibitor may show a 0-3 month old goat if bred by the club member and its dam freshened after June 1. All other exhibitors must have purchased/owned their animal by June 1. As goats of this age are too young to receive rabies shots they must be housed behind double barriers out of the reach of the public.

Premium Points: Blue 15, Red 12, and White 9. Cloverbud classes will be worth 6 premium points. Showmanship class exhibitors do not qualify for Premium Points.

SECTION A: SHOWMANSHIP Age as of Jan. 1st of current year

CLASS 1: CLOVERBUD

CLASS 2: NOVICE – First year member

CLASS 3: JUNIOR – 9-13yrs. old (Show staff may break class if necessary)

CLASS 4: SENIOR – 14-19yrs. old

SECTION B: COMMERCIAL CLASSES

No market animals will show in breed classes

CLASS 1: CLOVERBUD MEAT GOAT CLASS

CLASS 2: DOE KID, 0 MONTHS - UNDER 4 MONTHS

CLASS 3: DOE KID, 4 MONTHS - UNDER 6 MONTHS

CLASS 4: DOE KID, 6 MONTHS - UNDER 12 MONTHS

CLASS 5: DOE, UNDER 2 YEARS

JUNIOR CHAMPION

RESERVE JUNIOR CHAMPION

CLASS 6: DOE, UNDER 2 YEARS IN MILK

CLASS 7: DOE, 2 YEARS - UNDER 3 YEARS

CLASS 8: DOE, 3 YEARS - UNDER 4 YEARS

CLASS 9: DOE, 4 YEARS - UNDER 5 YEARS

CLASS 10: DOE, 5 YEARS AND OVER

SENIOR CHAMPION

RESERVE SENIOR CHAMPION

GRAND CHAMPION

RESERVE GRAND CHAMPION

BEST DOE IN SHOW



CLASS 11: GET OF SIRE - 3 does out of the same buck, one entry per exhibitor

CLASS 12: DAM AND DAUGHTER

CLASS 13: PRODUCE OF DAM - 2 does out of the same dam

CLASS 14: BREEDER'S TRIO - 3 does any age, all owned and bred by one exhibitor

CLASS 15: EXHIBITOR'S HERD – 3 does, at least one that has freshened, all owned by Exhibitor. An exhibitor may show one 0-3 month old goat if bred by the club member and it's dam has freshened after June 1.

CLASS 16: BEST BRED & OWNED DOE

SECTION C: MARKET GOATS

Sale class animals can show in weight classes. Animals who do not make weight for the sale can show in 4-H weight classes.

CLASS 1: MARKET GOAT

CLASS 2: BEST BRED AND OWNED MARKET GOAT



Department: Dairy Goat - DGO

DATES TO REMEMBER:

June 1, 2022

Goat sponsorship and registration due to 4-H Office

Aug 1, 2022

Online entries close

4-H Dairy Goat Show Schedule

Day/Date	Time	Activity and Venue
Sunday 20th	9:00am onward	Arrival for dairy goats
Monday 21st	All day	Arrival for dairy goats – must be in by 7pm
“	5:30pm	4-H Livestock Judging Competition in Livestock Pavilion 34
Thursday 24th	7:00pm	Costume Class in Livestock Pavilion 34
Friday 25th	9:00am	Showmanship followed by Type Show in Goat Barn/Show Tent 28
Saturday 26th	1:30pm	Livestock Sale set up in Livestock Pavilion 34
“	4:00pm	Livestock Sale in Livestock Pavilion 34
Sunday 27th	10:00am	4-H Master Showmanship Contest in Livestock Pavilion 34
“	tbd	Animals released at discretion of DCF

GENERAL DAIRY GOAT REGULATIONS

Rules: Apply to all 4-H goat shows, including Dairy Goat, Team Fitting, Showmanship, and ADGA sanctioned Milking Competition & Type show. ADGA rules shall govern; this is not a separately sanctioned show for Juniors and Seniors. 4-H'ers must own or have a lease and care for all goats. The show order will not change.

Entries: Each youth may enter a maximum of 10 goats including commercial, market, dairy, and companion goats. One (1) companion goat is allowed if a 4-Her only has one goat eligible for showing and has no other family members exhibiting and must be housed in same pen as goats entered in the show. Pen space will be allotted based on number of animals entered in the show.

Health Papers and Identification: All dairy goats must be tattooed. All animals must meet Dutchess County Fair and NYS Health requirements and health papers will be checked by state staff members. A veterinarian must check sick/injured animals. If the veterinarian determines the animal may not be shown due to health reasons the 4-Her (if she/he has no other animal) may borrow an animal that is housed in the 4-H barn only for showmanship. ALL GOATS MUST BE 4 MONTHS OF AGE AND VACCINATED FOR RABIES, 21 DAYS PRIOR TO THE FAIR.

Registration Papers: Dual ownership or syndicates are not allowed. Lease animals are not available to 4-Hers already owning a dairy goat eligible for showing. Dual designation of a leased goat is not permitted (unless one youth is a Cloverbud). All goats must be leased to be shown by an individual not owning their animals. Otherwise, all goats must be owned by the person showing them.

***Registration papers must list the youth's name as owner to be considered an "owned" goat. If any other name or business is listed as the owner on the registration paper, the youth must complete lease paperwork.**



Types of Goat: Must be ADGA or AGS registered.

Horns: Dairy goats may NOT have horns or buds.

Open Classes & Costume: To enter open class and costume class you must enter through the Dutchess County Fair Open Show Book not on your 4-H entries.

Judging: Classes will be judged by the Danish System with the exception of Cloverbuds.

Dress Code: Showmanship: Black pants/jeans in good repair with a short sleeve/long sleeve collared shirt with no logos (club or farm), no writing and no graphics. Individual advisories may choose to enforce a specific color shirt. Must follow ADGA protocol.

Showmanship: 4-H'ers must use an eligible animal. Owned or leased for 4-H members and family owned for Cloverbud Members. All animals used in showmanship must be groomed in the designated area. 4H Exhibitors must groom their own animal. An adult, a parent, 4-H Leader or non-4-H youth members may teach (explain how to do something) or hold the goat. They may NOT groom in anyway. If a 4-H'er needs help grooming they must ask an-other 4-H'er.

Age: An exhibitor may show a 0-3 month old goat if bred by the club member and its dam freshened after June 1. All other exhibitors must have purchased/owned their animal by June 1.

Premium Points: Blue 15, Red 12, and White 9.

All Cloverbuds will receive a rainbow ribbon and 6 points for each class entered.

Showmanship class exhibitors do not qualify for Premium Points.

SECTION A: SHOWMANSHIP Age as of Jan. 1st of current year

CLASS 1: CLOVERBUD - Enrolled in 4-H as a Cloverbud, can borrow a 4-H animal

CLASS 2: NOVICE - 1st year member

CLASS 3: JUNIOR - 9-13 years of age (Show staff may break class if necessary)

CLASS 4: SENIOR - 14-19 years of age

CLASS 5: MASTER SHOWMAN - Grand Champion Showman from previous years

TYPE CLASSES – IN SHOW ORDER

Base date for determining age is August 25th, 2023. Goats will show in the following order:

SECTION B: RECORDED GRADE

SECTION C: NUBIAN

SECTION D: AOP (SABLES, SAANENS, LAMANCHA)

SECTION E: OBERHASLI

SECTION F: ALPINE

SECTION G: TOGGENBURG

SECTION H: NIGERIAN DWARF



CLASS 1: CLOVERBUD DOE

CLASS 2: DOE KID - 0 months - under 4 months

CLASS 3: DOE KID - 4 months - under 6 months

CLASS 4: DOE KID - 6 months - under 12 months

CLASS 5: DOE KID - 12 months - under 24 months

Junior Champion

Reserve Junior Champion

CLASS 6: DOE - under 2 year in milk

CLASS 7: DOE - 2 years - under 3 years in milk

CLASS 8: DOE - 3 Years - under 4 years in milk

CLASS 9: DOE - 4 years - under 5 years in milk

CLASS 10: DOE - 5 years and over in milk

Senior Champion

Reserve Senior Champion

Grand Champion

Reserve Grand Champion

Best Udder of Breed

CLASS 11: CHAMPION CHALLENGE

CLASS 12: GET OF SIRE (3 does out of the same buck)

CLASS 13: PRODUCE OF DAM (2 does out of the same dam)

CLASS 14: DAM AND DAUGHTER

CLASS 15: BREEDER'S TRIO (3 does any age, all owned and bred by one exhibitor)

CLASS 16: EXHIBITORS HERD (3 does at least one in milk all owned by one exhibitor)

Best Bred and Owned

Best Doe in Show

Best Udder in Show



GOAT SHOW AWARDS

4-H appreciates the generous donors who support the 4-H youth by sponsoring the following awards:



FIRST PLACE IN EACH SHOWMANSHIP DIVISION

Donated by: OWL RIDGE FARM

GRAND CHAMPION SHOWMAN- ROTATING TROPHY

Donated by: GOT GOAT MILK 4-H CLUB

MASTER SHOWMAN—ROTATING TROPHY

Donated By: COOKINGHAM FAMILY

BEST DOE IN SHOW

Donated by: THE MIGLIO FAMILY

BEST UDDER IN SHOW

Donated by: IRENE DECKER

BEST OF BREED

Sponsored by: 4-H Goat Advisory



Department: Hog - HOG

All 4-H Hogs must be tagged on or before May 13th. Tagging information must be sent to your leader or the Hog Advisory Committee. The tagging information, date of birth, gender, breed, and weight (if applicable) will be collected by the Advisory and submitted to the 4-H office by 6/1. All Youth Livestock Sale Hogs are to be weighed in on May 13th at the Dutchess County Fairgrounds.

- See Livestock Sale Section of Fairbook for dates and deadlines, as well as directions on how to enter the Livestock Sale Class (different this year).
- All entries close in August 1st

4-H Hog Schedule

Day/Date	Time	Activity and Venue
Sunday 20th	8:00am onward	Arrival for hogs – must be in by 7pm
Monday 21st	5:00pm	Hog Weigh-In (Sale Hogs must be weighed first)
“	4:00pm	Hog exhibitor meeting Barn 28 showing
“	5:30pm	4-H Livestock Judging Competition in Livestock Pavilion 34
Tuesday 22nd	4:00pm	4-H Showmanship, Market Show, Best Bred & Owned Market Class in Barn 38
Wednesday 23rd	6:00pm	Livestock Sale Class, Gilt Show, Best Bred & Owned Gilt in Barn 38
Saturday 26th	1:30pm	Livestock Sale set up in Livestock Pavilion 34
“	4:00pm	Livestock Sale in Livestock Pavilion 34
Sunday 27th	10:00am	4-H Master Showmanship Contest in Livestock Pavilion 34
“	tbd	Animals released at discretion of DCF

- 1) **Number:** Four entries per exhibitor. May only tag up to 4 hogs with 4-H tags.
- 2) **Cloverbuds:** May participate in the Cloverbud Showmanship, Cloverbud Market Hog, and Cloverbud Gilt exhibition classes, and the Bred and Owned class. If the Cloverbud has more than one hog, only one hog may be shown in class. Cloverbuds may not show in any of the other classes, either with their own hogs or another 4-H member's hog. They must be accompanied by an adult or 4-H'er 18 or older when in the show ring. Cloverbuds cannot participate in the Livestock Sale. Exhibitors will receive a participation ribbon and 6 premium points. Cloverbuds are not required to own the hog they exhibit as long as they are active members in a 4-H Hog Club.
- 3) **Care:** Exhibitor is responsible for the care of his/her own hogs and for cleaning of pen and surrounding area.
- 4) **Watering:** Exhibitors must use the nipple watering system we provide. It must be operational at all times and will be checked.
- 5) **Weigh-in:** The exhibitor, parent, and/or leader must be present at the scale as the hogs are weighed. All exhibitors participating in the Livestock Sale must be present at the time of weigh-in, which is held on Monday, August 21st from 3-4pm in Barn 38 (all sale Hogs must be weighed first). Ear tags must be readable and clean. **Any hogs that are not weighed in during this designated time will not be eligible for any 4-H show.
- 6) **Mandatory Activities:** All exhibitors are required to have completed a public presentation, and



present a record book that is maintained and written by the member to their 4-H Leader by August 1st. All eligible exhibitors MUST participate in the Showmanship class provided that they have successfully completed the online registration to participate in the Dutchess County Fair. If online registration is not completed by the stated deadline, the exhibitor is no longer eligible to register or participate in 4-H shows with their own hogs.

- 7) **Dress Code: Showmanship:** *White or dark solid colored pants/jeans in good repair with a short sleeve/long sleeve collared shirt with no logos (club or farm), no writing and no graphics. Individual advisories may choose to enforce a specific color shirt. Please note that the youth qualifying for Master Showmanship will need to wear a white collared shirt during the Sunday competition.*
- 8) **Animal Treatment:** Hog advisory may suggest to 4-H staff that any exhibitor treating their animal in what is considered an inhumane manner be expelled from the fair.
- 9) **Youth Livestock Sale Hogs:** exhibitors must also read and follow the Livestock Sale Rules
- 10) All hogs and tack must be removed by Monday at 3pm
- 11) Premiums Points: *Blue 15, Red 12, White 9.*

SECTION A: SHOWMANSHIP

CLASS 1: CLOVERBUD SHOWMANSHIP

CLASS 2: NOVICE - 4-H member in their first year of showing

CLASS 3: ALL OTHER MEMBERS - This class will be broken evenly

***THE FOLLOWING TWO CLASSES WILL USE BORROWED ANIMALS FROM THE BARN. YOU MAY SIGN UP TO PARTICIPATE FOR THE SHOW AT THE BEGINNING OF THE 4-H SHOWMANSHIP SHOW. SIGN-UP SHEET WILL BE LOCATED AT THE SHOW RING ANNOUNCERS TABLE.*

CLASS 4: LEADER/4-H STAFF SHOWMANSHIP

CLASS 5: 4-H HOG ALUMNI SHOWMANSHIP

SECTION B: ALL OTHER CLASSES

CLASS 1: CLOVERBUD MARKET HOG EXHIBITION

CLASS 2: CLOVERBUD GILT CLASS

CLASS 3: MARKET HOG - Open to all 4-H hogs, any weight, including hogs entered in sale class.

Top 5 prizes will be awarded. **GILTS MAY NOT BE DOUBLE ENTERED.**

CLASS 4: BREEDING GILTS- Classes will be broken according to BIRTH DATE. Animal birth date must be on the entry form! If no birth date is provided, you will not be entered. A valid certificate of breed registration must be provided at time of weigh-in, for purebred gilts. If a registration is not provided at time of weigh-in, the gilt will be moved to the Crossbred class.

CLASS 5: BRED & OWNED – 4-H Exhibitor MUST OWN THE SOW BEFORE THE BREEDING. 4-H Member must own and care for the breeding hog for 2 months prior to breeding. The child must be present for breeding of that animal. All of the exhibitors possible bred and owned hogs must be entered online in the Fair Entry System. Youth will be asked to select one animal from those that they entered, to be shown in the Bred & Owned class.

CLASS 6: PUREBRED BARROWS – Opened to all purebred hogs with registration papers, which must be presented at time of weigh-in, according to their breed association. Registration papers must be in exhibitor's name. Hogs must be born on or after January 1st of the current year. Classes will be broken according to the amount of entries.



Department: YHS – YOUTH HORSE SHOW

DATES TO REMEMBER:

- Online entries close August 1st. Entries must be complete by 8/1 to show as a 4-H'er.
- **Make sure to enter the Youth Show under the 4-H entry portal, otherwise you will be charged entry fees.**

4-H Horse Schedule

Day/Date	Time	Activity and Venue
Monday 21st	3:00pm onward	Horses may arrive at Fairgrounds
Tuesday 22nd	7:00am	All animals must be in place
"	7:00-8:15am	Schooling is open
"	8:30am	Horse Show Commences

GENERAL 4-H/YOUTH HORSE SHOW REGULATIONS

Note: Show management reserves the right to cancel, combine or divide classes if in their opinion the entries so warrant. The show management reserves the right to decide all matters not covered in these rules and their decision is final.

Entry Criteria: Open to all youth aged 19 and under as of 1/1/2023.

Showmanship: All DC 4-H'ers must participate in the appropriate Showmanship Class.

Paperwork: Name of animal and owner must exactly match on entry form, health certificate, Coggins (EIA) and proof of rabies. Do not use barn names or nicknames on these documents. State health officials will be checking this paperwork. Coggins certificates must reflect a 1-year period; no 2-year Coggins accepted.

Entry fees: No entry fees for 4-H members in good standing. Entries will be asked to show current Coggins and rabies the morning of the show before receiving a back number.

Dress Code: ASTM/SEI 1163 approved helmets and hard soled, heeled riding boots are required of all riders/drivers when mounted or driving as well as during any in hand classes. Proper show attire is required by all participants when in the show ring; this includes long pants, shirt and jacket or collared polo for English and long sleeve collared for Western.

Tack: Martingales are not permitted in any flat classes, with the exception of the Walk/Trot Cloverbud/Assisted Division and the Walk/Trot English Division.

Judging: Unless otherwise specified, all Hunter under Saddle and Pleasure classes will be judged on performance, way of going and manners. All Equitation and Pattern classes will be judged on rider's form, seat, hands, legs, guidance and control of the horse.

Awards: Points for day end championships will be based on a one horse/one rider combination. Champion & Reserve awards will be handed for each division except for Lead-line. Points are on a 7-5-4-3-2-1 scale. Ties will be broken by the highest placing in an Equitation Class, Ground Driving or Barrel Dash.



Order of Go: See Open Horse Show Prize List

Schooling: The arenas will be open for schooling from 7:00am until 8:15am and then during regularly scheduled schooling breaks. Show management may add more schooling breaks or make changes to existing ones depending on number of entries.

Sportsmanship: All exhibitors, parents/guardians, spectators and trainers are asked to uphold the highest standard of sportsmanship. Those displaying any behavior deemed unbecoming will be subjected to immediate disciplinary action and will be removed from the fairgrounds.

Assistance: No person shall be allowed in the show ring during judging with the exception of the Lead-line class and the Cloverbud/Assisted classes. All inquiries to the judge shall be done via the show booth.

Divisions: Divisions are shown in bold print. Riders must comply with the division description to be eligible to enter. Ages taken from January 1st of the current year.

Cross-Entering Divisions: Riders may not cross enter divisions, e.g. if entering Beginner English, may not also enter Walk/Trot English or Youth English

- **Cloverbuds** may only enter classes designated for Cloverbuds
- **Walk/Trot** riders may not enter Cloverbud, Beginner or Youth divisions
- **Beginner** riders may not enter Cloverbud, Walk/Trot or Youth divisions
- **Youth** riders may not enter Cloverbud, Walk/Trot or Beginner divisions

Liability: Cornell Cooperative Extension Dutchess County, Dutchess County Agricultural Society, their affiliates and volunteers will not be responsible for any accident, injury, loss or damage occurring at the show. Every exhibitor will hold the same blameless or harmless for any accident, injury, loss or damage.

Note: *No dogs allowed on the grounds.*

Participants in the 4-H Showmanship do not receive premiums but instead exhibitors will receive milkshake coupons courtesy of the Dutchess County Dairy Committee.


Showmanship Division: This class is designed to test the handler's skills on the ground.

Exhibitors may be asked to perform a pattern which will be posted the morning of the show. Horses should be shown in halter and lead; English exhibitors will be permitted to show in a bridle.

1. Walk-Trot-Jog Showmanship
2. Beginner Showmanship
3. Youth Showmanship

Leadline Walk Only: Open to exhibitors ages 8 & under or those children with special needs. Handler must be 21 years of age or older and properly attired with long pants, boots and appropriate shirt. This Division will be run English & Western combined.

4. Walk Equitation
5. Walk Pleasure



Leadline Walk/Trot/Jog: Open to exhibitors ages 8 & under or those children with special needs. Handler must be over 21 and properly attired with long pants, boots and appropriate shirt. This Division will be run English & Western combined.

6. Walk-Trot-Jog Equitation
7. Walk-Trot-Jog Pleasure

Assisted Walk/Trot/Jog: Open to riders in their first year of showing that may need verbal assistance from a handler in the ring. Handler will only be allowed to approach horse/rider in an emergency. Handler in ring must be 21 years of age or older. This Division will be run English & Western combined.

8. Equitation
9. Pleasure

Walk/Trot English Division: Open to riders who can walk & trot comfortably in a group. Not eligible for any other divisions other than walk/trot.

10. Equitation
11. Hunter Under Saddle
12. Equitation Over Ground Poles
13. Hunter Over Ground Poles

Beginner English Division: Open to riders who have just begun to canter. This division is an intermediate step between walk/trot and youth. Not eligible for any other divisions than Beginner. Canter individually or in pairs as seen fit by the judge.

14. Equitation
15. Hunter Under Saddle
16. Equitation Over X-Rails 12"
17. Hunter Over X-Rails 12"

Youth English Division: Open to riders who can Walk-Trot-Canter in a group setting. Not eligible for any other Divisions other than Youth.

18. Equitation
19. Hunter Under Saddle
20. Equitation Over Fences 2'
21. Hunter Over Fences 2'

Walk-Jog Western: Open to riders that can walk and jog comfortably in a group. Not eligible for any other divisions other than Walk-Trot English and Walk-Trot-Jog Gymkhana.

24. Horsemanship
25. Pleasure
26. Road Hack
27. Discipline Rail



Beginner Western Division: Open to riders that have just begun to lope. This division is an intermediate step in between Walk-Jog and Youth. Not eligible for any other divisions other than Beginner English and Beginner Gymkhana. Lope work may be done individually or in a group as seen fit by the judge.

- 26. Horsemanship
- 27. Pleasure
- 28. Road Hack
- 29. Discipline Rail

Youth Western Division: Open to riders who can walk/jog/lope in a group setting. Only eligible for other Youth classes

- 30. Horsemanship
- 31. Pleasure
- 32. Road Hack
- 33. Discipline Rail

Walk-Trot-Jog Gymkhana: Open to all Walk-Trot-Jog Riders

- 34. Dash
- 35. Straight Barrels
- 36. Cloverleaf Barrels
- 37. Pole Bending


Beginner Gymkhana: Open to all Beginner Riders

- 38. Dash
- 39. Straight Barrels
- 40. Cloverleaf Barrels
- 41. Pole Bending

Youth Gymkhana: Open to all Youth Riders

- 42. Dash
- 43. Straight Barrels
- 44. Cloverleaf Barrels
- 45. Pole Bending

Costume Class: Open to all Youth Exhibitors. Costumes can be done individually or as a group.



Department: Poultry - POL

DATES TO REMEMBER:

- July 25th: 3-5pm Dutchess County Pullorum Clinic, Fairgrounds
- August 1st: 4-H online entries close
- August 12th: 9am-1pm Poultry Barn Setup on 4-H Cleanup Day
- See Livestock Sale Section of Fairbook for dates and deadlines, as well as directions on how to enter the Youth Livestock Sale Class

4-H Poultry Schedule

Day/Date	Time	Activity and Venue
Sunday Aug 20th	9:00am	Poultry Show (check-in by 9:45AM)
Monday Aug 21st	5:30pm	4-H Livestock Judging Competition: Livestock Pavilion 34
Mon 21st – Sun 27th	Daily	Poultry Barn Duty – per sign up schedule
Saturday 26th	10:00am	Poultry Costume Contest
Sunday 27th	12pm	Elite Showmanship Contest for Elite Poultry Showman Representative
“	After 5:00pm	Poultry Barn breakdown and clean up – at discretion of DCF Barn Supervisor
Monday 28th	TBA	Livestock sale birds delivered to processor

Health Information

Pullorum testing is required for 4-H youth to enter birds at the 2023 4-H Poultry Show (with the exception of doves, pigeons, and waterfowl). Poultry must be accompanied by:

- 1) Results of a negative pullorum typhoid test conducted within 90 days prior to exhibition, identified by an official leg band; OR
- 2) Proof that the birds originated from a US pullorum-typhoid clean flock or equivalent flock, in the form of an NPIP certificate or purchase receipt containing NPIP certification information. If using a receipt, it must be dated within 1 year of admission date to the fair.

GENERAL POULTRY REGULATIONS

Pre-Fair: All birds must have been housed and cared for by the exhibitor. Please review Animal Health Regulations carefully, specifically the Poultry species section for pullorum testing.

Number of Entries: Showmanship entry is mandatory. Six (6) entries total up to maximum of two classes under Market sale (a duplicate of Youth Livestock Sale entries), and nine (9) entries total from Egg Production Birds, Market non-sale, Advisory Choice, and Purebred. Each bird can be entered only once across these categories. A trio counts as one entry. Cloverbuds may enter birds only under Cloverbud section (6 entries total).



Obtaining Meat Birds: Exhibitors must obtain their meat production poultry as chicks from the Poultry Advisory and reared them, both sale and non-sale.

Judging: Exhibitors must be present for bird judging. The American Standard of Perfection and the American Bantam Association Standard will be the guide for judging, unless noted otherwise.

Premiums Points: Blue 7, Red 5, and White 3. Cloverbud 3.

Bird Exhibits: Livestock sale birds selected for auction (plus alternates) must be housed as exhibits. The Poultry Advisory will determine the number of additional birds per 4-H member that will remain as exhibits. These birds must be identified by the barn setup day. All other birds will return home after the Poultry Show.

Barn Duty: Each exhibitor must do a minimum of four (4) barn duty shifts during fair week. This includes one (1) morning shift of cage cleaning duty from 8:30AM. Livestock Sale exhibitors will also sign up for **at least two (2) shifts to care for the livestock birds**. Barn duty sign-up and detail instructions will be provided separately.

4-H POULTRY SHOW SCHEDULE ON AUG 20th

9:00AM Bird check-in – with copy of pullorum test or NPIP certificate/receipt.

9:45AM Check-in ends. No exceptions.

10:00AM Poultry Show Judging (all sections except Showmanship)

12:00PM Lunch

1:00PM Showmanship Judging

3:00PM Awards

SECTION A: SHOWMANSHIP

Classes will be judged according to Poultry Clinic Evaluation with an average showmanship time of five (5) mins expected. Exhibitors will use their own bird unless owner permission is given otherwise. Promotion to the next class level is at the discretion of the judge (except Cloverbud).

CLASS 1: CLOVERBUD

CLASS 2: NOVICE

CLASS 3: JUNIOR (previously Intermediate)

CLASS 4: SENIOR

CLASS 5: MASTER

Elite Showmanship Contest

The Grand Champion of the Novice, Junior, Senior, and Master Showmanship classes will compete against each other to be the Poultry representative in the Elite Showmanship Contest during the Fair. The competition will require showmanship abilities across horse, dog, poultry, rabbit/cavy, and llama/alpaca species.

See more details in Elite Showmanship section.



SECTION B: EGG PRODUCTION BIRDS

Birds in egg production classes will be judged on health, vigor, and egg production characteristics. They may be purebred or crossbred stock. The exhibitor must raise all entries from chicks.

CLASS 2: HEN

CLASS 2: PULLET

SECTION C: MARKET BIRDS- MEAT PRODUCTION

Birds will be judged on health, vigor, and meat quality. All entries will be raised by the exhibitor from chicks. Indicate birds as sale or non-sale in the entry. 4-H exhibitors entering Youth Livestock Sale must duplicate those entries in this section, and mark them as sale entries.

CLASS 1: CHICKEN – Jumbo Cornish-X less than 12 weeks, 9-15lbs

CLASS 2: MEAT PEN – Three Jumbo Cornish-X birds, less than 9 weeks old, weighing 4-8 pounds, uniform in size and weight

CLASS 3: HERITAGE ROASTER - up to 20 weeks, 4.5 pounds and over

CLASS 4: TURKEY – Double-breasted, 18 weeks, 15 pounds and over

CLASS 5: HERITAGE TURKEY - up to 28 weeks, 14 pounds and over

SECTION D: EGG DIVISION

Entries in this division must comply with the following:

- Chicken eggs will be judged based on the USDA Standards: Six eggs, uniform in color and shape, in a clean carton
- Limit of one entry per individual

CLASS 1: NON-CLOVERBUDS

CLASS 2: CLOVERBUDS

SECTION E: CLOVERBUD

Cloverbuds may enter a maximum of six (6) entries total.

CLASS 1: CHICKEN

CLASS 2: DUCK

CLASS 3: TURKEY

SECTION F: POULTRY COSTUME CONTEST

Dress up your birds and compete for the best costume! Contest will be held in the Poultry Barn during Fair week.

CLASS 1: Cloverbuds

CLASS 2: Members ages 9-13 years

CLASS 3: Members ages 14-18 years

SECTION G: ADVISORY CHOICE BREED

Showcase a specific APA breed. Chicks must be obtained from the Advisory and will be judged based on the American Standard of Perfection.

CLASS 1: Cockerel

CLASS 2: Pullet



SECTION H: PUREBRED DIVISION

Only birds listed in the American Standard of Perfection will be accepted in these classes.

LARGE FOWL	Cock	Hen	Cockerel	Pullet	Trio
American	1	2	3	4	5
Asiatic	6	7	8	9	10
Mediterranean	11	12	13	14	15
English	16	17	18	19	20
Continental	21	22	23	24	25
Oriental	26	27	28	29	30
Game	31	32	33	34	35
Other breeds	36	37	38	39	40
GUINEA	Cock	Hen	Cockerel	Pullet	
All colors	41	42	43	44	
DUCKS	Old Drake	Old Duck	Young Drake	Young Duck	
Bantam	45	46	47	48	
Light	49	50	51	52	
Medium	53	54	55	56	
Heavy	57	58	59	60	
GEESE	Old Gander	Old Goose	Young Gander	Young Goose	
Light	61	62	63	64	
Medium	65	66	67	68	
Heavy	69	70	71	72	
TURKEYS	Old Tom	Old Hen	Young Tom	Young Hen	
All varieties	73	74	75	76	
BANTAM	Cock	Hen	Cockerel	Pullet	Trio
Modern Game	77	78	79	80	81
Old English Game	82	83	84	85	86
R. Comb Clean Leg	87	88	89	90	91
Feather Legged	92	93	94	95	96
S. Comb Clean Leg	97	98	99	100	101
Other Comb Clean Leg	102	103	104	105	106
GLOBAL DIVISION	Cock	Hen	Cockerel	Pullet	Trio
	107	108	109	110	111
Purebred Breeds not recognized in the APA standards. To be judged according to the information provided by exhibitor.					
PIGEONS	Young Cock	Young Hen	Old Cock	Old Hen	
	112	113	114	115	
Pigeons and Doves will be judged by their breeds.					
QUAIL: CLASS #116 – Enter all in one class.					
PETS: CLASS #117 – Enter all in one class.					



Department: Rabbit - RAB

DATES TO REMEMBER:

- Online entries close August 1st; Entries must be completed by 8/1 in order to show.
- **July 23rd: MANDATORY Rabbit/Cavy Exhibitor Meeting 10am-12n at CCEDC**
- July 1: Ownership papers for Rabbit must be submitted on or before to Advisory
- August 12th and 19th: Mandatory Set-Up 9am-3pm at DCF
- See Youth Livestock Sale Section of Fairbook for dates and deadlines, as well as directions on how to enter the Livestock Sale Class.

RABBIT/CAVY FAIR SCHEDULE

Day/Date	Time	Activity and Venue
Monday 21st	12noon-5:00pm	Rabbits/Cavies arrive
"	5:30pm	4-H Livestock Judging Competition: Livestock Pavilion 34
Tuesday 22nd	9:00am	Showmanship in Barn 26
Wednesday 23rd	9:30am	Breed Show in Barn 26
Thursday 24th	1:00pm	Rabbit/Cavy Costume Class in Barn 26
"	4:00pm	Rabbit/Cavy Awards Ceremony in Barn 26
Saturday 26th	1:30pm	Set up for Livestock Sale
"	4:00pm	Livestock Sale in Livestock Pavilion 34
Sunday 27th	tbd	Animals released at discretion of DCF

GENERAL RABBIT REGULATIONS

All 4-H'ers and Cloverbuds must meet 4-H Mandatory Eligibility Criteria: Read the General Section of the 2023 4-H Fairbook

Number of Animals: 8 rabbits, and 8 cavies for maximum for each exhibitor. A meat pen counts as one rabbit entry. MUST keep one animal of each species being shown (i.e., 1 rabbit and/or 1 cavy) at the Dutchess County Fair at all times.

Health Check: No animal will be allowed into the building until it is health checked at the entrance to the Rabbit Building. ALL animals must have their nails clipped to an appropriate length or they will NOT be health checked. Animals may not have any broken skin, whether scabbed over or open. Scabbed over sore hocks are the only exceptions. All animals must have legible tattoo. NO rabies vaccination required. All cavies MUST have ear tag. No swapping of animals after health checks.

Stress: If at any time during the fair an animal is determined to be sick, distressed, or is biting it will be immediately removed by a Rabbit Leader and isolated until picked up by its owner.

Exhibitors: must be present for judging unless previous arrangements have been made with the show Secretary and their Club Leader only.



Show Table: Exhibitor must get his/her animals to the show table; if he/she needs help he/she may only ask another 4-H'er or a leader. It is the responsibility of the Exhibitor to know when their animals are to be on the table.

Selling: There will be no breeding, selling or exchange of animals.

Cages: All animals in carrying cages must have solid bottoms to protect the building floor. All animals must be caged at all times unless being shown or displayed during barn duty. Animals are not to leave the building except to be shown. No carriers will be left on premises after check in.

Other 4-H'ers Animals: No exhibitor will be allowed to handle another person's animal without the owner's permission.

Barn Duty: Mandatory for all 4-H exhibitors and parents.

Set up and clean-up: All exhibitors and parents are required to participate.

Day of Show: All animals must be transported to show area and in a solid bottom carrier; animals may not be carried unless in a secure, suitable carrier.

Dress Code for Showmanship: White or dark solid colored pants/jeans in good repair with a white short-sleeved/long sleeved plain collared shirt with closed toe shoes. *No logos (club or farm), no writing and no graphics.*

Premium Points: Blue 7, Red 5, White 3, Cloverbud 3

SECTION A: SHOWMANSHIP

CLASS 1: CLOVERBUD RABBIT SHOWMANSHIP

CLASS 2: BEGINNER RABBIT SHOWMANSHIP- 1st year in project area

CLASS 3: INTERMEDIATE RABBIT SHOWMANSHIP - 2-3 years in project area

CLASS 4: SENIOR RABBIT SHOWMANSHIP - 4+ years in project area

CLASS 5: MASTER SHOWMANSHIP RABBIT – Previous master showmanship participants and current year winners of senior rabbit showmanship.

SECTION B: FUR CLASSES—only 1 entry per class

CLASS #1: NORMAL FUR

CLASS #2: REX FUR

CLASS #3: SATIN FUR

CLASS #4: WOOL

SECTION C: OTHER

CLASS #1: PET BUCK (JUNIOR)

CLASS #2: PET BUCK (SENIOR)

CLASS #3: PET DOE (JUNIOR)

CLASS #4: PET DOE (SENIOR)

CLASS #5: HOME GROWN RABBIT (1 entry per member, must have pedigree)

SECTION D: CLOVERBUDS

CLASS #1: CLOVERBUD JUNIOR BUCK



- CLASS #2: CLOVERBUD JUNIOR DOE**
- CLASS #3: CLOVERBUD INTERMEDIATE BUCK**
- CLASS #4: CLOVERBUD INTERMEDIATE DOE**
- CLASS #5: CLOVERBUD SENIOR BUCK**
- CLASS #6: CLOVERBUD SENIOR DOE**

SECTION E: COMMERCIAL NON-AUCTION

Rabbit must be pedigreed, meet the breed standard, and the age and weight requirements for its class. Each rabbit may be entered in only 1 class with this division. Class is determined by age on judging date.

CLASS 1: SINGLE FRYER - Under 70 days old, must weigh 3 lbs. but not exceed 5 lb.

CLASS 2: ROASTER - Over 70 days old and not more than 6 months. Must weigh over 5lbs. but not more than 8 lbs.

CLASS 3: STEWER - Over 6 months and weighs over 8 lbs.

CLASS 4: MEAT PEN - Three rabbits of the same breed and variety, each meeting the single fryer requirements. These animals may not show in individual commercial classes.

RABBIT TYPE CLASSES

<u>WOOL BREED</u>				
Variety	Sr. Buck	Sr. Doe	Jr. Buck	Jr. Doe
English Angora				
White	1	2	3	4
Colored	5	6	7	8
French Angora				
White	9	10	11	12
Colored	13	14	15	16
Giant Angora				
White	17	18	19	20
Satin Angora				
White	21	22	23	24
Colored	25	26	27	28
Jersey Wooley				
Self	29	30	31	32



Shaded	33	34	35	36
Agouti	37	38	39	40
Broken	41	42	43	44
Tan	45	46	47	48
AOV	49	50	51	52
American Fuzzy Lop				
Broken	53	54	55	56
Colored	57	58	59	60
Lion Heads				
Tortoise	61	62	63	64
Ruby Eyed White	65	66	67	68

COMMERCIAL BREED

Variety	Sr. Buck	Sr. Doe	Int. Buck	Int. Doe	Jr. Buck	Jr. Doe
American						
Blue	69	70	71	72	73	74
White	75	76	77	78	79	80
Beveren						
White	81	82	83	84	85	86
Blue	87	88	89	90	91	92
Black	93	94	95	96	97	98

COMMERCIAL BREED continued

Variety	Sr. Buck	Sr. Doe	Int. Buck	Int. Doe	Jr. Buck	Jr. Doe
Californian	99	100	101	102	103	104
Champagne d'Argent	105	106	107	108	109	110
Checkered Giant						
Black	111	112	113	114	115	116
Blue	117	118	119	120	121	122



American Chinchilla	123	124	125	126	127	128
Giant Chinchilla	129	130	131	132	133	134
Cinnamon	135	136	137	138	139	140
Crème d 'Argent	141	142	143	144	145	146
Flemish Giant						
Black	147	148	149	150	151	152
Blue	153	154	155	156	157	158
Fawn	159	160	161	162	163	164
Light Gray	165	166	167	168	169	170
Sandy	171	172	173	174	175	176
Steel Gray	177	178	179	180	181	182
White	183	184	185	186	187	188
Dwarf Hotot						
Black	189	190	191	192	193	194
Chocolate	195	196	197	198	199	200
English Lop						
Colored	201	202	203	204	205	206
Broken	207	208	209	210	211	212
French Lop						
Colored	213	214	215	216	217	218
Broken	219	220	221	222	223	224
New Zealand						
Black	225	226	227	228	229	230
Broken	231	232	233	234	235	236
Red	237	238	239	240	241	242
White	243	244	245	246	247	248
Palomino						



Golden	249	250	251	252	253	254
Lynx	255	256	257	258	259	260
Satin						
Black	261	262	263	264	265	266
Blue	267	268	269	270	271	272
Californian	273	274	275	276	277	278
Chinchilla	279	280	281	282	283	284
COMMERCIAL BREED continued						
Variety	Sr. Buck	Sr. Doe	Int. Buck	Int. Doe	Jr. Buck	Jr. Doe
Satin continued						
Chocolate	285	286	287	288	289	290
Copper	291	292	293	294	295	296
Otter	297	298	299	300	301	302
Red	303	304	305	306	307	308
Siamese						
White	309	310	311	312	313	314
Broken	315	316	317	318	319	320
Silver Fox						
Black	321	322	323	324	325	326
Blue	327	328	329	330	331	332

FANCY BREED				
Variety	Sr. Buck	Sr. Doe	Jr. Buck	Jr. Doe
Belgian Hare	333	334	335	336
Britannia Petite				
Black	337	338	339	340
Black Otter	341	342	343	344



Chestnut Agouti	345	346	347	348
Sable Marten	349	350	351	352
Red Eyed White	353	354	355	356
Blue Eyed White	357	358	359	360
Broken	361	362	363	364
Standard Chinchilla	365	366	367	368
Dutch				
Black	369	370	371	372
Blue	373	374	375	376
Chocolate	377	378	379	380
Gray	381	382	383	384
Steel	385	386	387	388
Tortoise	389	390	391	392
Chinchilla	393	394	395	396
Dwarf Hotot				
Black	397	398	399	400
Chocolate	401	402	403	404



FANCY BREED continued				
Variety	Sr. Buck	Sr. Doe	Jr. Buck	Jr. Doe
English Spot				
Black	405	406	407	408
Blue	409	410	411	412
Chocolate	413	414	415	416
Gold	417	418	419	420
Gray	421	422	423	424
Lilac	425	426	427	428
Tortoise	429	430	431	432
Florida White	433	434	435	436
Harlequin				
Japanese	437	438	439	440
Magpie	441	442	443	444
Havana				
Black	445	446	447	448
Blue	449	450	451	452
Chocolate	453	454	455	456
Lilac	457	458	459	460
Himalayan				
Black	461	462	463	464
Blue	465	466	467	468
Chocolate	469	470	471	472
Lilac	473	474	475	476
Holland Lop				
Colored	477	478	479	480
Broken	481	482	483	484



Lilac	485	486	487	488
Mini Lop				
Colored	489	490	491	492
Broken	493	494	495	496
Mini Rex				
Black	497	498	499	500
Blue	501	502	503	504
BEW	505	506	507	508
Castor	509	510	511	512
Chinchilla	513	514	515	516
Chocolate	517	518	519	520
Himalayan	521	522	523	524
Lilac	525	526	527	528
Lynx	529	530	531	532
<u>FANCY BREED continued</u>				
Variety	Sr. Buck	Sr. Doe	Jr. Buck	Jr. Doe
Mini Rex continued				
Opal	533	534	535	536
Otter	537	538	539	540
Red	541	542	543	544
Sable Point	545	546	547	548
Seal	549	550	551	552
Tortoise	553	554	555	556
White	557	558	559	560
Broken	561	562	563	564
Silver Marten	565	566	567	568



Smoke Pearl	569	570	571	572
Mini Satin				
Black	573	574	575	576
Blue	577	578	579	580
Chinchilla	581	582	583	584
Chocolate	585	586	587	588
Copper	589	590	591	592
Opal	593	594	595	596
Otter	597	598	599	600
Red	601	602	603	604
Siamese	605	606	607	608
Silver Marten	609	610	611	612
Tortoise	613	614	615	616
White	617	618	619	620
Broken	621	622	623	624
Netherland Dwarf				
Self	625	626	627	628
Shaded	629	630	631	632
Agouti	633	634	635	636
Tan Pattern	637	638	639	640
Any other variety	641	642	643	644
Polish				
Black	645	646	647	648
Blue	649	650	651	652
Broken	653	654	655	656
Chocolate	657	658	659	660
Blue-eyed White	661	662	663	664



Red-eyed White	665	666	667	668
<u>FANCY BREED continued</u>				
Variety	Sr. Buck	Sr. Doe	Jr. Buck	Jr. Doe
Rex				
Amber	669	670	671	672
Black	673	674	675	676
Otter	677	678	679	680
Blue	681	682	683	684
Broken	685	686	687	688
Californian	689	690	691	692
Castor	693	694	695	696
Chinchilla	697	698	699	700
Chocolate	701	702	703	704
Lilac	705	706	707	708
Lynx	709	710	711	712
Opal	713	714	715	716
Red	717	718	719	720
Sable	721	722	723	724
Seal	725	726	727	728
White	729	730	731	732
Rhineland				
Black	733	734	735	736
Blue	737	738	739	740
American Sable	741	742	743	744
Silver				
Black	745	746	747	748



Brown	749	750	751	752
Fawn	753	754	755	756
Silver Marten				
Black	757	758	759	760
Blue	761	762	763	764
Chocolate	765	766	767	768
Sable	769	770	771	772
Tan				
Black	773	774	775	776
Blue	777	778	779	780
Chocolate	781	782	783	784
Lilac	785	786	787	788
Triantha	789	790	791	792
Velveteen	793	794	795	796



Department: Cavy - CAV

SECTION A: SHOWMANSHIP

CLASS 1: CLOVERBUD CAVY SHOWMANSHIP

CLASS 2: BEGINNER CAVY SHOWMANSHIP - 1st year in project area

CLASS 3: INTERMEDIATE CAVY SHOWMANSHIP - 2-3 years in project area

CLASS 4: SENIOR CAVY SHOWMANSHIP - 4+ years in project area

CLASS 5: MASTER SHOWMANSHIP RABBIT AND CAVY – Previous master showmanship participants and current year winners of senior Cavy Showmanship.

SECTION B: OTHER

CLASS #1: PET BOAR

CLASS #2: PET SOW

CLASS #3: HOME GROWN CAVY (1 entry per member)

SECTION C: CLOVERBUDS

CLASS #1: CLOVERBUD JUNIOR BOAR

CLASS #2: CLOVERBUD JUNIOR SOW

CLASS #3: CLOVERBUD SENIOR BOAR

CLASS #4: CLOVERBUD SENIOR SOW

<u>AMERICAN</u>						
Variety	Sr. Boar	Sr. Sow	Int. Boar	Int. Sow	Jr. Boar	Jr. Sow
<u>Black</u>	1	2	3	4	5	6
<u>Cream</u>	7	8	9	10	11	12
<u>Red</u>	13	14	15	16	17	18
<u>White</u>	19	20	21	22	23	24
<u>Any Other Self</u>	25	26	27	28	29	30
<u>Brindle</u>	31	32	33	34	35	36
<u>Roan</u>	37	38	39	40	41	42
<u>Solid Dilute</u>	43	44	45	46	47	48
<u>Solid Golden</u>	49	50	51	52	53	54
<u>Solid Silver</u>	55	56	57	58	59	60
<u>Dilute Agouti</u>	61	62	63	64	65	66
<u>Golden Agouti</u>	67	68	69	70	71	72
<u>Silver Agouti</u>	73	74	75	76	77	78



AMERICAN CON'T						
Variety	Sr. Boar	Sr. Sow	Int. Boar	Int. Sow	Jr. Boar	Jr. Sow
Dalmatian	79	80	81	82	83	84
Dutch	85	86	87	88	89	90
Himalayan	91	92	93	94	95	96
Tortoise Shell & White	97	98	99	100	101	102
Broken Color	103	104	105	106	107	108
Tan Pattern	109	110	111	112	113	114
AMERICAN SATIN						
Variety	Sr. Boar	Sr. Sow	Int. Boar	Int. Sow	Jr. Boar	Jr. Sow
Cream	1	2	3	4	5	6
Red	7	8	9	10	11	12
White	13	14	15	16	17	18
Any Other Self	19	20	21	22	23	24
Intermixed Solids	25	26	27	28	29	30
Ticked Solids	31	32	33	34	35	36
Agouti	37	38	39	40	41	42
Broken Color and Ticked Solids	43	44	45	46	47	48
Any other marked	49	50	51	52	53	54
WHITE CRESTED						
Variety	Sr. Boar	Sr. Sow	Int. Boar	Int. Sow	Jr. Boar	Jr. Sow
Red	1	2	3	4	5	6
Any Other Self	7	8	9	10	11	12
Brindle	13	14	15	16	17	18
Any Other Solid	19	20	21	22	23	24
Agouti	25	26	27	28	29	30
Marked	31	32	33	34	35	36



ABYSSINIAN						
Variety	Sr. Boar	Sr. Sow	Int. Boar	Int. Sow	Jr. Boar	Jr. Sow
Self	1	2	3	4	5	6
Brindle	7	8	9	10	11	12

ABYSSINIAN SATIN						
Variety	Sr. Boar	Sr. Sow	Int. Boar	Int. Sow	Jr. Boar	Jr. Sow
Self	1	2	3	4	5	6
Brindle	7	8	9	10	11	12
Any Other Solid	13	14	15	16	17	18
Agouti	19	20	21	22	23	24
Marked	25	26	27	28	29	30
Roan	31	32	33	34	35	36

TEDDIE						
Variety	Sr. Boar	Sr. Sow	Int. Boar	Int. Sow	Jr. Boar	Jr. Sow
Self	1	2	3	4	5	6
Intermixed Solids	7	8	9	10	11	12
Ticked Solids	13	14	15	16	17	18
Agouti	19	20	21	22	23	24
Broken Color	25	26	27	28	29	30
Tortoise Shell & White	31	32	33	34	35	36
Any Other Marked	37	38	39	40	41	42
Tan Pattern	43	44	45	46	47	48

TEDDIE SATIN						
Variety	Sr. Boar	Sr. Sow	Int. Boar	Int. Sow	Jr. Boar	Jr. Sow
Self	1	2	3	4	5	6
Solid	7	8	9	10	11	12
Agouti	13	14	15	16	17	18
Broken Color	19	20	21	22	23	24



Tortoise Shell & White	25	26	27	28	29	30
Any Other Marked	31	32	33	34	35	36
Roan	13	14	15	16	17	18
Any Other Solid	19	20	21	22	23	24
Agouti	25	26	27	28	29	30
Marked	31	32	33	34	35	36

PERUVIAN

Variety	Sr. Boar	Sr. Sow	Int. Boar	Int. Sow	Jr. Boar	Jr. Sow
Self	1	2	3	4	5	6
Any Other Variety	7	8	9	10	11	12
Agouti	13	14	15	16	17	18
Broken Color	19	20	21	22	23	24
Tortoise Shell & White	25	26	27	28	29	30

PERUVIAN SATIN

Variety	Sr. Boar	Sr. Sow	Int. Boar	Int. Sow	Jr. Boar	Jr. Sow
Self	1	2	3	4	5	6
Any Other Variety	7	8	9	10	11	12
Agouti	13	14	15	16	17	18
Broken Color	19	20	21	22	23	24
Tortoise Shell & White	25	26	27	28	29	30

SILKIE

Variety	Sr. Boar	Sr. Sow	Int. Boar	Int. Sow	Jr. Boar	Jr. Sow
Self	1	2	3	4	5	6
Any Other Variety	7	8	9	10	11	12
Agouti	13	14	15	16	17	18
Broken Color	19	20	21	22	23	24
Tortoise Shell & White	25	26	27	28	29	30



SILKIE SATIN						
Variety	Sr. Boar	Sr. Sow	Int. Boar	Int. Sow	Jr. Boar	Jr. Sow
Self	1	2	3	4	5	6
Any Other Variety	7	8	9	10	11	12
Agouti	13	14	15	16	17	18
Broken Color	19	20	21	22	23	24
Tortoise Shell & White	25	26	27	28	29	30

TEXEL						
Variety	Sr. Boar	Sr. Sow	Int. Boar	Int. Sow	Jr. Boar	Jr. Sow
Self	1	2	3	4	5	6
Any Other Variety	7	8	9	10	11	12
Agouti	13	14	15	16	17	18
Broken Color	19	20	21	22	23	24
Tortoise Shell & White	25	26	27	28	29	30

CORONET						
Variety	Sr. Boar	Sr. Sow	Int. Boar	Int. Sow	Jr. Boar	Jr. Sow
Self	1	2	3	4	5	6
Solid	7	8	9	10	11	12
Agouti	13	14	15	16	17	18
Broken Color	19	20	21	22	23	24
Tortoise Shell & White	25	26	27	28	29	30
Any Other Variety	31	32	33	34	35	36



Department: Sheep - SHE

DATES TO REMEMBER:

- Online entries close August 1st. Entries must be completed by 8/1 in order to show.
- June 1st - Sheep ownership registration deadline: ALL sheep potentially being shown in 4-H classes must be registered online using the "Sheep Registration Form". This includes owned, leased, market and breeding sheep.
- August 2nd- Rabies vaccination by or before for all sheep in the Livestock Sale class
- See Youth Livestock Sale Section of Fairbook for dates and deadlines, as well as directions on how to enter the Livestock Sale Class.

4-H Sheep Schedule

Day/Date	Time	Activity and Venue
Sunday 20th	3:00pm onward	Arrival for sheep opens
Monday 21st	all day	Sheep arrive any time**
Tuesday 22nd	8:00am	Sheep must have arrived and be in place
“	5:30pm	Sheep weigh-in
“	7:00pm	Sheep Exhibitor’s Meeting in Livestock Pavilion 34
Wednesday 23rd	10:00am onwards	4-H Sheep Show: Order of Go - Showmanship, Breed Show, Market Show, Livestock Sale Class
Saturday 26th	1:30pm	Livestock Sale set-up in Livestock Pavilion 34
“	4:00pm	Livestock Sale in Livestock Pavilion 34
Sunday 27th	10:00am	4-H Master Showmanship in Livestock Pavilion 34
“	3:00pm	Sheep Exhibitors meeting
“	tbd	Animals released at discretion of DCF

**** Monday 21st at 5:30pm: 4-H Livestock Judging Competition in Livestock Pavilion 34**

Arrival: Completed health certificate signed by an accredited veterinarian indicating that the flock is free of all contagious or infectious diseases and are not under quarantine. All sheep must have proof of active immunization against rabies at least 14 days before coming to the fair. SEE ANIMAL HEALTH REQUIREMENTS. Registration papers must be also be presented at time of check-in.

Non-Registered Animals: Market lambs and grade ewes only. All Rams MUST be registered.

Purebred/ Registered: In exhibitor’s/sponsor’s name only, a flock is shown under a single name. All must be entered by breed name and registration number. Copies of registration papers must be provided at check-in. Ear ID must be in place including scrapie tag.

Breeding Classes: spring and fall lambs - Split dates Sept. 1st and Jan. 1st. There must be a minimum of 2 youth OR 5 registered sheep in a breed for an individual breed show to take place. Sheep entries who do not fit this criteria will be shown in the AOB class. Sheep may not be cross-entered into 2 or more classes.

**if breed is listed in entry system, enter the breed (not AOB), even if minimum head requirement is not met*

Market lamb class will be divided into four groups:

- Light weight (75-90 lbs.) PLEASE NOTE- Sale Class minimum weight is 85 lbs.
- Medium weight (91-110 lbs.)
- Intermediate weight (111-125 lbs.)



-Heavy weight (126+ lbs.)

A wether or ewe may be entered if it was born on or after Jan. 1. All market lambs must be completely slick shorn before weigh-in. Market lambs may not be cross-entered into the type show.

Fitting and Showmanship: Mandatory, breeding animal must be used unless market lamb is only animal—NO RAMS.

State Fair: 4-H sheep may be released Friday evening with superintendent's permission.

Fitting: All sheep in type show must be docked and fitted according to breed standards.

Dress Code for Showmanship: White or dark solid colored pants/jeans in good repair with a white short sleeve/long sleeve collared shirt with no logos (club or farm), no writing and no graphics.

Cloverbuds: Must show their own animal but be accompanied by an adult or 4-H'er over the age of 18 years or older in the show ring. They can show a maximum of three animals. Cloverbuds can only enter classes labeled Cloverbuds and are not eligible for sponsored awards. *Cloverbuds must show on halter for all classes!*

Premium Points: Blue 15, Red 12, White 9. Cloverbuds will receive 6 premium points per class. No premium points for showmanship.

All 4-H Sheep members will be in attendance and available to help show sheep throughout the entire show. No EXCEPTIONS!

SECTION A: FITTING & SHOWMANSHIP

This class will be judged on 50% fitting (done only by the youth) and 50% on showmanship. Ages are as of Jan. 1. *No premium points awarded.*

CLASS 1: CLOVERBUD SHOWMAN - (ages 5-8) Halters Required

CLASS 2: NOVICE SHOWMAN - (first year Showing) Halters Optional

CLASS 3: JUNIOR SHOWMAN - (ages 9-13) No Halter Allowed

CLASS 4: SENIOR SHOWMAN - (ages 14-19) **No Halters Allowed**

CLASS 5: MASTER SHEEP SHOWMAN - Past participants and 1st place Senior Showman.

CLASS 6: TEAM SHOWMANSHIP

SECTION B: CLOVERBUDS

A participation premium of 5 points will be awarded to each Cloverbud participating in these classes. One entry per class. Must show on halter.

CLASS 1: CLOVERBUD WOOL BREED CLASS - Any wool breed animal

CLASS 2: CLOVERBUD MEAT BREED CLASS - Any meat breed animal

CLASS 3: CLOVERBUD MARKET LAMB CLASS - Any market lambs (these lambs will not be eligible for the sale or for any other classes.)

SHEEP TYPE CLASSES

BREEDS:

AOB MEAT

AOB WOOL

CHEVIOT



SHEEP TYPE CLASSES CONTINUED:

COMMERCIAL WOOL	MONTADALE	SUFFOLK
CORRIEDALE	NATURAL COLORED	TUNIS
COTSWOLD	OXFORD	WETHER SIRES/DAMS
DORSET	ROMNEY	
HORNED DORSET	SHETLAND	
JACOB	SHROPSHIRE	

SECTION C: TYPE SHOW

CLASS 1: YEARLING RAM (REGISTERED ONLY)

CLASS 2: FALL RAM LAMB (REGISTERED ONLY)

CLASS 3: SPRING RAM LAMB (REGISTERED ONLY)

*CHAMPION RAM

CLASS 4: AGED EWE

CLASS 5: YEARLING EWE

CLASS 6: PAIR OF YEARLING EWES

CLASS 7: FALL EWE LAMB

CLASS 8: SPRING EWE LAMB

*CHAMPION EWE

CLASS 9: PAIR OF LAMBS - two ewes, or two rams, or mixed pair

CLASS 10: YOUNG FLOCK - mixed pen of three, must be all lambs, 1 entry per exhibitor

CLASS 11: FLOCK - ram and three ewes any age, 1 entry per exhibitor

*SUPREME CHAMPION RAM

*SUPREME CHAMPION EWE

SECTION D: ALL OTHER CLASSES

One entry per exhibitor and only one award per class

CLASS 1: BEST FLEECE - Wool breeds only, no dual purpose breeds

CLASS 2: BEST BRED AND OWNED - 4-H member MUST have owned ewe at the time of breeding. Offspring to be shown. 1 entry per exhibitor.

SECTION E: MARKET SHOW

CLASS 1: MARKET LAMBS - ewes and wethers only, lambs must have been weighed in on May 1, 2022; Lambs must weigh 85+lbs. Lambs will be split into classes after Fair weigh in. Limit three per exhibitor.

CLASS 2: BRED & OWNED MARKET LAMB

CLASS 3: PAIR OF MARKET LAMBS - ewes and wethers only – each lamb must weigh 85+lbs, one entry per exhibitor

*CHAMPION MARKET LAMB

*RESERVE CHAMPION MARKET LAMB

() DENOTES NO PREMIUMS PAID, SPECIALTY AWARD ONLY*

DECISIONS WILL BE BASED ON ADVISORY DISCRETION



Department: Shooting Sports - SS

DATES TO REMEMBER:

- Online entries close August 1st; Entries must be completed by 8/1 in order to compete.

4-H Shooting Sports Schedule

Day/Date	Time	Activity and Venue
Monday 21st	1:00pm	Archery- Junior & Senior at Shooting Sports Tent
Tuesday 22 nd - Saturday 27 th	8:00am	3 Position Air Rifle- Junior & Senior at Shooting Sports Tent
Sunday 28th	8:00am	Archery- Junior & Senior at Shooting Sports Tent

GENERAL SHOOTING SPORTS REGULATIONS

Eligibility: Open to youth currently enrolled in 4-H and in good standing with the program. Minimum age: 8 years old (archery only), 9 years old or older (archery & air rifle).

Number of Entries: Each youth may enter on a maximum of 4 days.

Judging: The competition will be judged in accordance with the 12th Edition of the *National Standard Three-Position Air Rifle Rules* which can be accessed at <http://thecmp.org/air/national-standard-three-position-air-rifle-rules/>

Check-in: Competitors should report to check-in at the Shooting Sports area at least **15 minutes** before the published start time. Failure to do so will result in losing the ability to participate.

Dress Code: Participants must be safely and suitably attired for shooting in clean, tidy, close-fitting clothing. No shorts, bare feet, etc.

Sportsmanship: All participants are expected to demonstrate the highest standards of sportsmanship and behavior. Any person not adhering to this may be asked to leave by 4-H Shooting Sports Leaders/4-H Staff.

Premiums Points: *Blue 15, Red 10, White 5*

SECTION A: 3-POSITION AIR RIFLE

Each youth may enter on a maximum of 4 days.

See above for general regulations.

Competitors will shoot in the 3 positions: 1) Standing; 2) Kneeling; and 3) Prone

CLASS 1: JUNIOR — Open to competitors aged 9-12 years of age on January 1 of current year.

Junior Classes will commence at 8:00am daily

- | | |
|--------------|---------------|
| 1a. Tuesday | 1b. Wednesday |
| 1c. Thursday | 1d. Friday |
| 1e. Saturday | |

CLASS 2: SENIOR — Open to competitors aged 13-19 years of age on January 1 of current year.

Senior Classes will commence at 8am daily

- | | |
|--------------|---------------|
| 2a. Tuesday | 2b. Wednesday |
| 2c. Thursday | 2d. Friday |
| 2e. Saturday | |



SECTION B: ARCHERY

See above for general regulations.

CLASS 1: JUNIOR — Open to competitors aged 9-12 years of age on January 1 of current year.

- 1a. Monday 1-3pm (August 21st)
- 1b. Sunday 8-11am (August 27th)

CLASS 2: SENIOR — Open to competitors aged 13-19 years of age on January 1 of current year.

- 2a. Monday 1-3pm (August 21st)
- 2b. Sunday 8-11am (August 27th)





Date Summary:

Species' ownership date:

Beef	1/21/23	Heritage Turkey: 28 weeks prior to Fair
Hogs	5/13/23	Geese or Heritage Roaster: 20 weeks prior to Fair
Lambs	5/13/23	Turkeys or Guinea Fowl: 18 weeks prior to Fair
Goats	5/13/23	Roaster Chickens 12 weeks prior to Fair
Rabbits	7/1/23	Meat Ducks or Meat-Pen Chickens: 9 weeks prior to Fair

Deadlines and Essential Dates

Activity	Deadline/Date 2023
Ownership Registration Form to DCASLSC representative	At weigh in/tag in/ pick up
Weigh in – Beef	January 21
Weigh in – Hog, Lamb & Goat	May 13
Order deadline for sale birds (Ownership Registration see rules)	February 8
Mandatory Meeting 1 st option	April 20 @ 7pm
Mandatory Meeting 2 nd option	April 25 @ 7pm
Mandatory Meeting 3 rd option	April 28 @ 7pm
Pick up buyers' packets from Dutchess County Fairgrounds	July 18,19 - 9am to 4pm July 20 - 9am to 7pm
Deadline to enter online into the Livestock Sale class	August 1
Latest date to deliver Buyers Packets and have Postcards signed	August 11
Latest date for Buyer Postcards to be returned to DCF Entry Office Deadline for Bio, Snapshots and one picture. Submit to dcylsale@gmail.com Other pictures and video are strongly recommended.	August 16 at 5pm
Present Dutchess County Youth Livestock Sale Record Book (DCYLSRB) Each animal is required to have its own record book	Weigh in @ DCF
Sale Set up	August 26 @ 1:30pm
Livestock Sale (please help clean up after sale)	August 26 @ 4pm
Mandatory seller meeting Livestock Show Arena – immediately following Master showmanship. Hand in completed Record Book and Thank you cards.	August 27





RULES

- 1) NEW for 2023 – For all species. Youth will be allowed to sell two animals in a species or division if there are not enough youth whose animals qualify for the sale. The judge will place all animals entered and youth with more than one qualifying animal will sell the higher placing animal first.**
- 2) All Species Health and General Rules Apply (check the species sections for rules). Rabies vaccination is required for all species for which there is a USDA licensed vaccine available. Rabies vaccines must be given on or before August 1, 2023.
- 3) Youth must meet the project requirements for the species. This includes a completed Record Book for each animal, doing a public presentation, participating in showmanship, attending all mandatory meetings/duties, delivery of buyer packets to assigned buyers, and delivery of meat. Seller's Contract must be handed in at the in person, mandatory meeting.
- 4) Thank You Note: Youth MUST write a thank you note to the buyer(s), put it in a stamped and addressed envelope, and hand it in at the mandatory sellers meeting 3pm August 27th.
DO NOT SEAL THE ENVELOPE!
- 5) Post Cards: Youth must deliver at least 3 packets to prospective buyers and have 3 postcards signed and returned to the DCF Entry office by August 16th as proof that the packets were delivered by August 11th. It is recommended that postcards are hand delivered to the DCF Entry Office or a photo is taken of each postcard before mailing.
- 6) Attendance: Participants MUST attend weigh-in with their project animal at the fair, attend the sale with their project animal and help in the set-up/clean-up of the Auction Arena. See college student section for exceptions.
- 7) Failure to Comply with Rules: Any Participant that fails to comply with the DCAS Livestock Sale rules or species rules may not be allowed to participate in the Livestock Sale.

REGULATIONS

- 1) Participants: Active Dutchess County youth ages 8-18 as of January 1st of current year, enrolled in an approved Dutchess County Youth Program.
- 2) Ownership: **Dutchess County Livestock Sale Ownership/Registration Form is required to be submitted to a DCASLSC representative at the time of weigh in for steers, hogs, lambs, and goats. Rabbit must submit the form to the Rabbit Advisory Committee. Poultry must submit the form to a member of the Poultry advisory committee at the time of pick up for heritage breed roasters, heritage breed turkeys and commercial turkeys. COMMERCIAL ROASTER OWNERSHIP FORMS MUST BE EMAILED TO dcylsale@gmail.com WITHIN 24 HOURS OF PICKING UP CHICKS**



- 3) Number in Sale: Up to, but not more than, 12 steers, 15 hogs, 15 lambs, 7 rabbit units, 7 goats, and 10 poultry units will sell. ALL CHAMPION AND RESERVE CHAMPION ANIMALS MUST SELL. All animals will be placed by a judge and sold in quality order. Only animals deemed appropriate quality for sale by the judge will sell. The judges' decision is final. All animals that are placed high enough to sell, MUST sell.
- 4) USDA Standards: All animals MUST meet USDA standards.
- 5) Once the animal is sold it becomes the sole responsibility of the buyer. The committee, seller, and the fair cannot be held responsible.
- 6) Trucking: Seller must truck animals from the fairgrounds to the sale designated slaughtering facility. Any other destination is the responsibility of the buyer.
- 7) Slaughter & Processing Fees: Responsibility of the buyers. However, the youth must pay the processor, and obtain an invoice which will be submitted to the buyer for reimbursement.
- 8) Delivery of Meat to Buyer: Responsibility of the seller unless buyer requests other arrangements.
- 9) Commission: Will be 10% up to the first \$1,000 and 7.5% for anything over \$1,000 per unit, automatically deducted from seller's check. **All animals sold in sale; buyers will pay full amount.**
- 10) Dress Code: showmanship attire for that species or the Livestock Sale shirt for that year. No shorts or open-toe shoes.
- 11) Antibiotics/Drugs: Any animal testing positive for drug residue in their system will be replaced by the seller. The seller will forfeit the right to sell indefinitely.
- 12) The DCASLSC reserves the right to make final decisions on all Livestock Sale issues.

POULTRY SALE CLASS- Sunday @ 9am

- Who & How Many: The exhibitor can have up to six entries in a maximum of two classes.
- Weight & Age: Birds must comply as follows, and weighed at arrival in the presence of the Poultry Judge:
 - **Poultry Division**
 - Commercial Roaster - Jumbo Cornish-X less than 12 weeks old (9 lb min/15 lb max)
 - Commercial Meat Pen - Three Jumbo Cornish-X less than 9 weeks old (4 lb min/8 lb max) with all birds demonstrating uniform size and weight.
 - Heritage Roaster - Heritage Breed Chicken - up to 20 weeks old (4.5 lb min/no max)
 - **Game Bird Division**
 - Commercial Turkey - Broad Breasted White - up to 18 weeks old (15 lb min/no max)
 - Heritage Turkey - Heritage Breed Turkey - up to 28 weeks old and (14 lb min/no max)
 - Meat Duck – up to 9 weeks old (5lb min/no max)
 - Geese – up to 20 weeks old (12 lb min/no max)
 - French Guinea Fowl – up to 8 weeks (14 min/no max)
- Placing: Grand and Reserve Champion for Game Birds, and Grand and Reserve Champion for Poultry. The remaining sale units will be placed by the Judge from the **remaining top two** qualifying lots of each class, subject to the new DCYLS ruling on exhibitor sale limits.
- Sale Unit: Poultry will sell per bird unit.
- Husbandry: Must be raised and cared for by the exhibitor from the time of pick up from the Poultry Advisory Committee. Pick up must be arranged within 24 hours of being notified of the bird's availability.
- All birds for meat production class must be purchased through the poultry division.



STEER SALE CLASS-Wednesday @ 4pm

- Weight & Age: 1100 pounds and above at weigh-in at the fair on Tuesday at 9 am. Born on or after January 1 of the prior year. A veterinarian will mouth if necessary.
- Ownership: By January 21, 2023
- Identification: Tattooed at Creed Ankony Farm.
- Care & Housing: Is always the responsibility of the exhibitor.
- Placing: The judge will pick Grand, Reserve and up to the next ten placed steers.
- **How Many Entries: See Rule #1 for all species.**
- Sale Unit: Steers will sell by the pound.

HOG SALE CLASS-Tuesday @ 4 pm

- Weight: 220 pounds and above at weigh-in at the fair on Monday night. Born on or after January 1 of the current year. Ear tag must be READABLE and CLEAN.
- Ownership: By May 13, 2023
- Identification: Ear tag in place by the mandatory weigh in date at Dutchess County Fairgrounds.
- Care & Housing: Is always the responsibility of the exhibitor.
- Placing: Judge will place Grand, Reserve and up to the next 13 placed hogs.
- **How Many Entries: See Rule #1 for all species.**
- Sale Unit: Hogs will sell by the pound.

LAMB SALE CLASS Wednesday @ 10am

- Weight & Age: 85 pounds and above at weigh-in at the fair on Tuesday at 5:30pm. Born after January 1st of the current year.
- Ownership: By May 13, 2023.
- Identification: Ear tag in place by the mandatory weigh in date at Dutchess County Fairgrounds
- Care & Housing: Is always the responsibility of the exhibitor.
- Placings: Grand and Reserve and up to the next 13 placed lambs.
- **How Many Entries: See Rule #1 for all species.**
- Sale Unit: Lambs will sell by the pound.
- Rams: Must be wethered completely by May 13. Testicles cannot be present either externally or internally.
- Shearing: Completely shorn within a week of show date and before the weigh-in.

GOAT SALE CLASS

- Weight & Age: 45 pounds and above at weigh-in at the fair Tuesday at 5:30pm. Born after January 1st of the current year.
- Ownership: By May 13, 2023.
- Identification: Ear tag in place by the mandatory weigh-in date at Dutchess County Fairgrounds
- Care & Housing: Is always the responsibility of the exhibitor.
- Placing: Grand and Reserve and up to the next 5 placed goats
- **How Many Entries: See Rule #1 for all species.**
- Sale Unit: Meat goats sell by the unit.



RABBIT SALE CLASS Wednesday following the breed show

- Weight & Age: Rabbits must be purebred and meet the breed standards (class, age, and weight requirements on the day of class judging). Weigh-in at the fair on Wednesday during judging.
Meat Pen Division
- Meat Pen: three rabbits of the same breed and variety, each meeting the single fryer requirements.
Rabbit Division
- Single Fryer Under 70 days, 3.5 - 5.5 pounds
- Roaster: Over 70 days but not more than 6 months, 5.5 – 8 pounds.
- Stewer: Over 6 months old and over 8 pounds.
- Ownership: By July 1, 2023. All animals must be exhibitor's breeding. NO PURCHASED animals.
- Identification: Rabbits must be permanently tattooed.
- Placing: Grand and Reserve, Meat Pen and up to the next 4 placed rabbits. If there is no Meat Pen another rabbit will be added. The Meat Pen will be sold after Grand & Reserve.
- **How Many Entries: See Rule #1 for all species.**
- Sale Unit: Rabbits will sell per unit.

THE DUTCHESS COUNTY AGRICULTURAL SOCIETY LIVESTOCK SALE COMMITTEE

The Livestock Sale Committee is composed of representatives from members of the Dutchess County Agriculture Society and Representatives of Youth Organizations involved in the Livestock Sale. These volunteer groups meet as needed and put in many hours of volunteer time to make this event possible.

CHAIRPERSON: Michelle Hicks

DCAS Committee Members: Doug Giles, Jeff Hicks, Ron Mustello, Mike Sinon

4-H Joint Committee Representatives: Brian Scoralick and Debbie Scannell

4-H SALE COMMITTEE

Beef – Bobby Roush and Brian Scoralick

Hog – Adam Pitcher

Lamb – Jason McCord

Goat – Irene Decker

Poultry – Kim Pennock

Rabbit – Debbie Scannell

FFA SALE COMMITTEE

Stephanie Rhoades – Pine Plains

Rebecca Cossa – DC Boces

Pat Hancock – John Jay

Mary Jane McFarland – John Jay

4-H YOUTH REPRESENTATIVES

Beef – James Roush

Hog –

Lamb – Haley McCord

Goat – Elizabeth Mashburn

Poultry – Lyriss Pennock

Rabbit – Tessa Mashburn



