

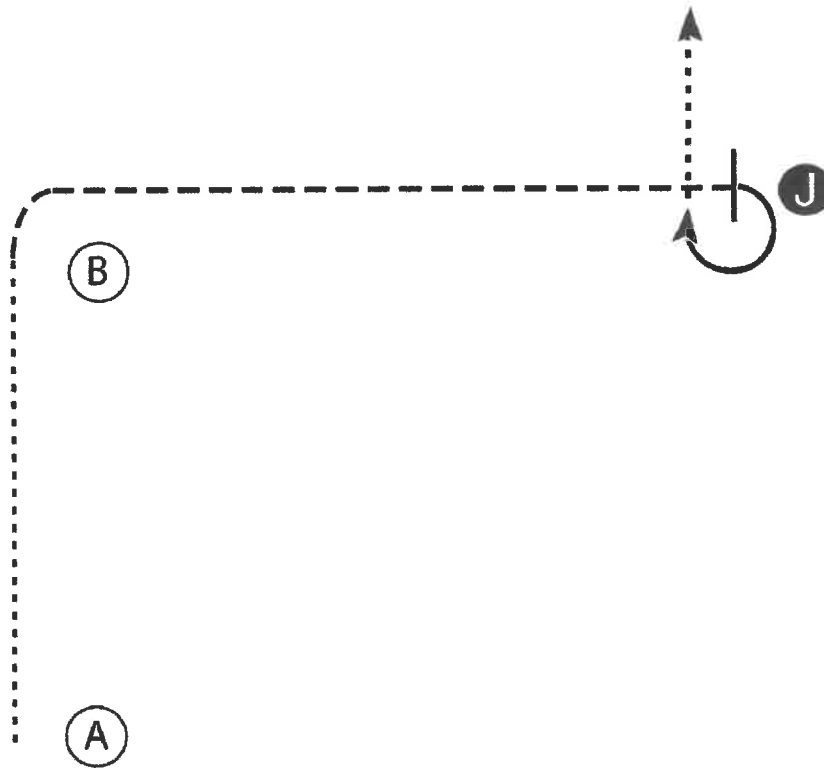
# Dutchess County Fair Youth Show

## Class 1-Showmanship w-t-j

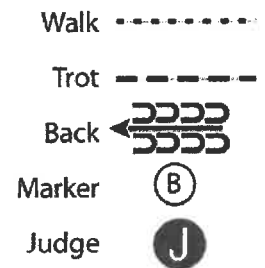
Show Date: 08-22-2023

w w w . H o r s e S h o w P a t t e r n s . c o m

w w w . H o r s e S h o w P a t t e r n s . c o m



1. Walk from A to B.
2. Trot from B to the Judge.
3. Stop and set up for inspection.
4. When dismissed perform a 270 degree turn and walk straight away from the Judge.



[S/WT-2]

**Pattern Provided by:**  
*Bethany White POAC, OHSA 3, NE 4-H, IMTCA*

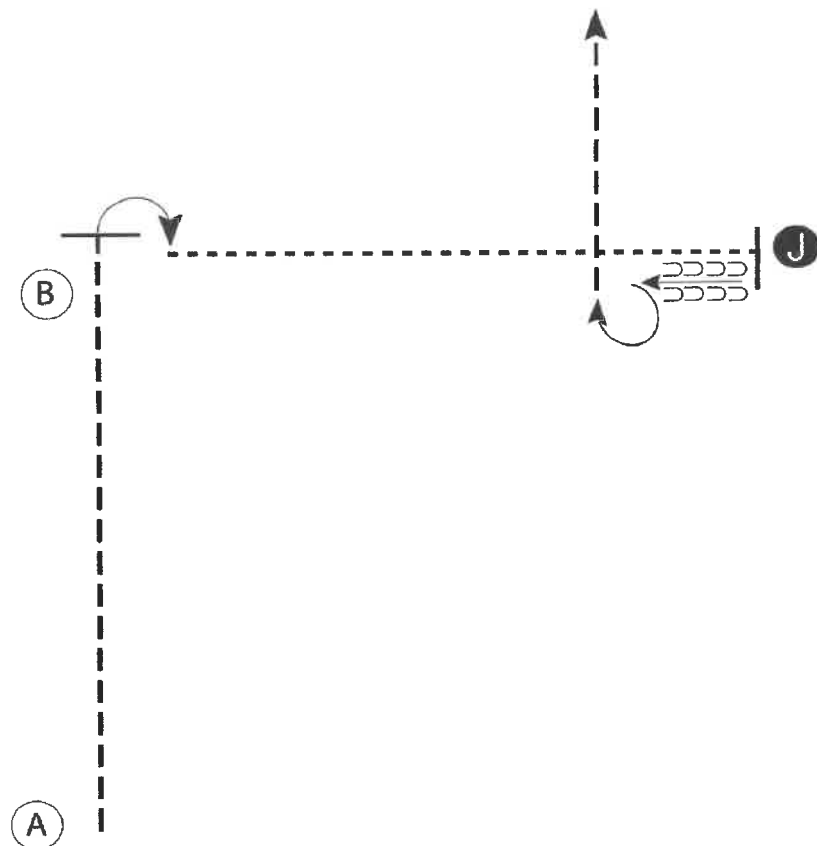
# Dutchess County Fair Youth Show

## Class 2, 3 Showmanship Beginner, Youth

Show Date: 08-22-2023

w w w . H o r s e S h o w P a t t e r n s . c o m

w w w . H o r s e S h o w P a t t e r n s . c o m



1. Begin at A. Trot from A past B
2. Stop and perform a 90 degree turn
3. Walk to the Judge, stop and set up for inspection
4. When dismissed back one horse length and perform a 270 degree turn
5. Trot to the line-up

- Walk -----  
Trot - . - . - .  
Back ← ————  
Marker (B)  
Judge (J)

[S/1-14]

**Pattern Provided by:**  
*Bethany White POAC, OHSA 3, NE 4-H, IMTCA*

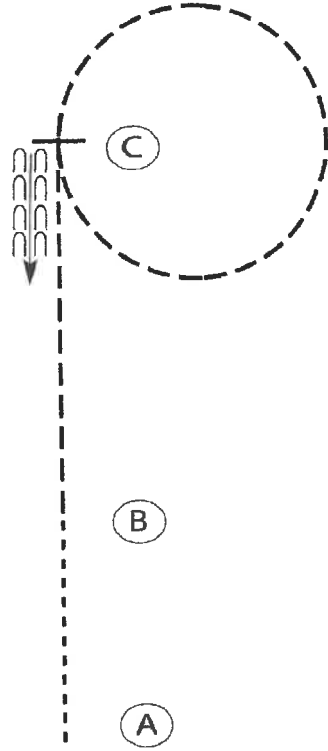
# Dutchess County Fair Youth Show

## Class 22 WJ Horsemanship

Show Date: 08-22-2023

www.HorseShowPatterns.com

www.HorseShowPatterns.com



Be ready at A.

1. Walk from A to B.
2. Jog from B to C.
3. Even with C, jog a circle to the right.
4. Stop at C and back one horse length

Retire to the rail or line up at a jog.

|              |           |
|--------------|-----------|
| Walk         | -----     |
| Jog          | - - - - - |
| Extended Jog | — — — —   |
| Lope         | —————     |
| Leg Yield    |           |
| Lead Change  | — / —     |
| Back         | ← ← ← ← ← |
| Marker       | ⊙ B       |
| Sidepass     | ← ← ← ← ← |

[WH/WT-20]

**Pattern Provided by:**  
*Bethany White POAC, OHSA 3, NE 4-H, IMTCA*

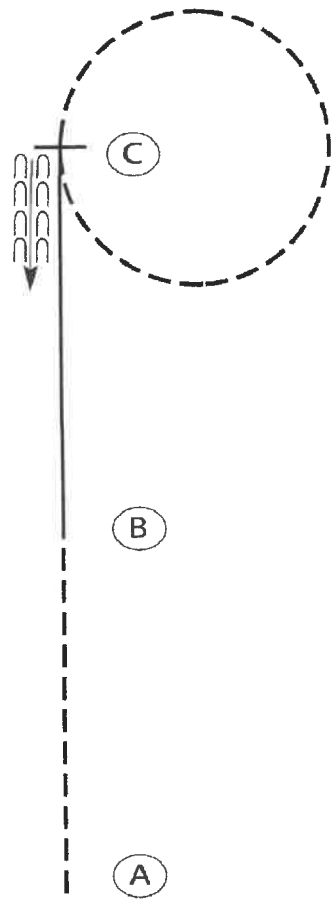
# Dutchess County Fair Youth Show

## Class 26 Beginner Horsemanship

Show Date: 08-22-2023

www.HorseShowPatterns.com

www.HorseShowPatterns.com



Be ready at A.

1. Jog from A to B.
2. Lope on the right lead to C.
3. Even with C, break to a jog and circle to the right.
4. Stop at C and back one horse length

Retire to the rail or line up at a jog.

|                     |               |
|---------------------|---------------|
| <b>Walk</b>         | -----         |
| <b>Jog</b>          | - - - - -     |
| <b>Extended Jog</b> | — — — —       |
| <b>Lope</b>         | —————         |
| <b>Leg Yield</b>    |               |
| <b>Lead Change</b>  | — / —         |
| <b>Back</b>         | ← ⊞ ⊞ ⊞ ⊞ ⊞   |
| <b>Marker</b>       | ⊞ (B)         |
| <b>Sidepass</b>     | ← — — — — — → |

[WH/1-20]

**Pattern Provided by:**  
 Bethany White POAC, OHSA 3, NE 4-H, IMTCA

# Dutchess County Fair Youth Show

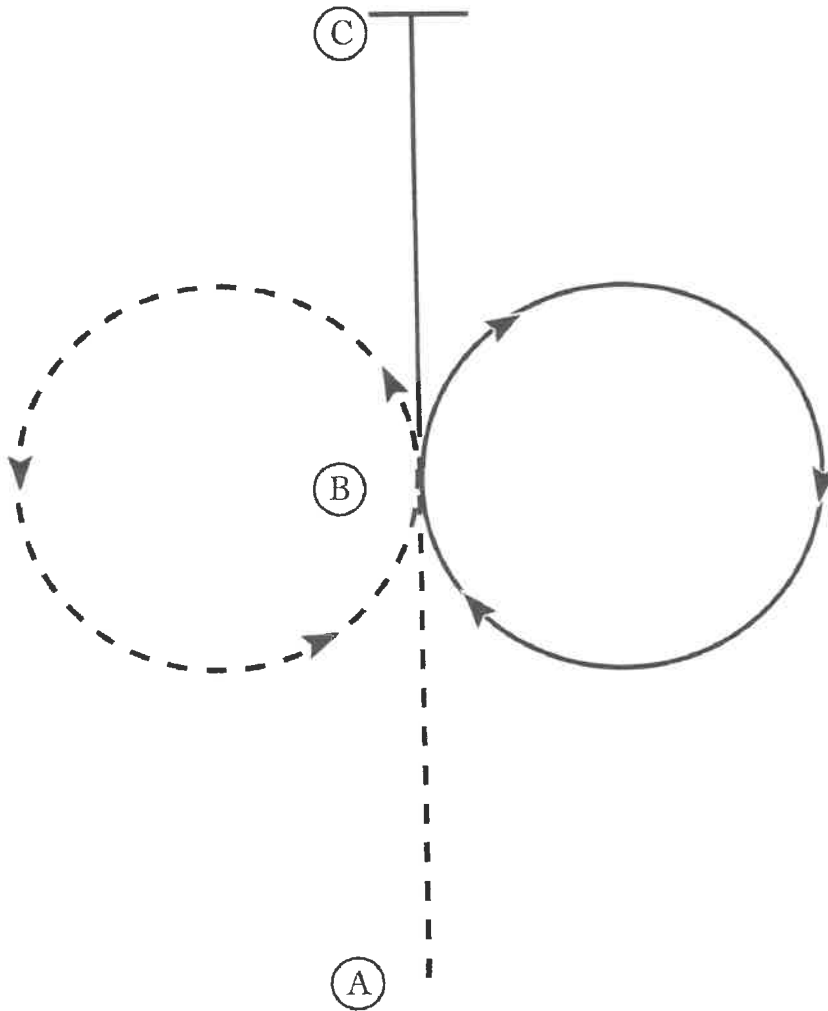
## Class 30 Youth Horsemanship

Show Date: 08-22-2023

w w w . H o r s e S h o w P a t t e r n s . c o m

w w w . H o r s e S h o w P a t t e r n s . c o m

1. Jog A to B
2. At B jog a circle to the left
3. At B lope a circle to the right on the right lead
4. Continue the lope to C
5. At C stop



|              |       |
|--------------|-------|
| Walk         | ..... |
| Jog          | ----- |
| Extended Jog | ----- |
| Lope         | ————— |
| Leg Yield    |       |
| Lead Change  | ↘     |
| Back         | ←←←←← |
| Marker       | Ⓚ     |
| Sidepass     | ←←←←← |

[WH/1-9]

**Pattern Provided by:**  
*Bethany White POAC, OHSA 3, NE 4-H, IMTCA*

**Walk Trot English Equitation Over Ground Pole**

\_\_\_\_\_

\_\_\_\_\_

\_\_\_\_\_

1

\_\_\_\_\_

3

\_\_\_\_\_

2/4

**In Gate**

**Walk Trot English Hunter Over Ground Poles**

---

---

2/4

---

3

---

1

---

**In Gate**

1/2

**Beginner English Equitation Over X-Rails**

**Youth English Equitation Over Fences**

\_\_\_\_\_

**2**

\_\_\_\_\_ **3** \_\_\_\_\_

\_\_\_\_\_

**1**

\_\_\_\_\_ **4** \_\_\_\_\_

**In Gate**



**Beginner English Hunter Over X-Rails**

**Youth English Hunter Over Fences**

3 \_\_\_\_\_

2 \_\_\_\_\_

4 \_\_\_\_\_

1 \_\_\_\_\_

**In Gate**